

# Thursday

May 15, 2014 (5.15.14)

## Materials



Composition Book  
& Pen or Pencil

## Agenda

### Time Estimate

### Activity

10	Warm Up
20-25	Silent Reading Time (SRT)
7-10	TB: Placemat Consensus on Poetry
5	Activator: <i>21...</i>
3	<i>Poetry</i> Study Guide
5	Notes: Meter & Stanza
15-20	Teams: <i>Taxi</i> Challenge
5	Notes: Imagery (Cont.)
7	Read / Discuss: <i>Oranges</i>
Remaining	Solo: Storyboard Sketch <i>Oranges</i>


# Warm Up

May 15, 2014 (5.15.14)

Volume-O-Meter: 0 (Silence)

Time: 5 Minutes

---



1. What is the difference between prose and poetry? Give an example of each. What about imagery?
2. What did you think of Bud Collin's poem, *Introduction to Poetry*?

# Silent Reading Time (SRT)

Directions (Vol-1):

- Get a book—read until announcements!

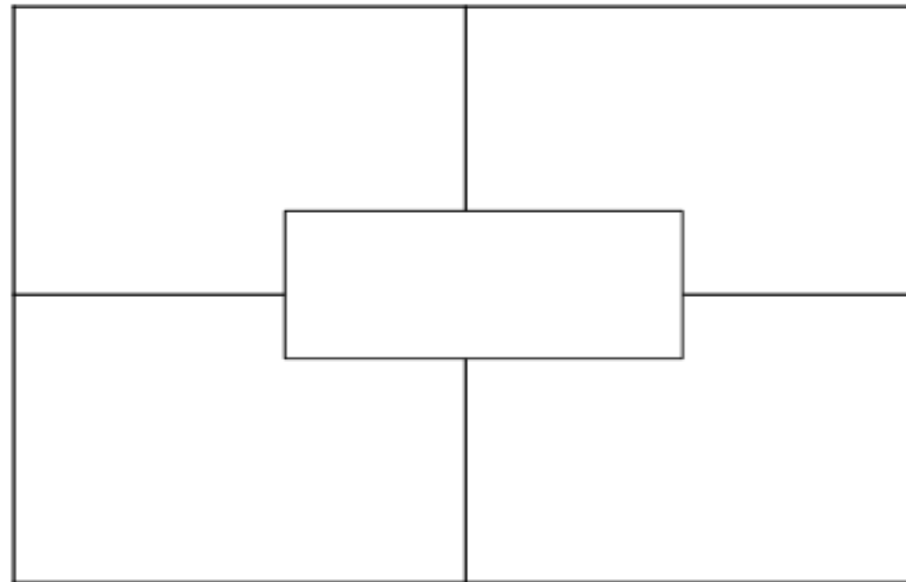
A  
S  
S  
I  
G  
N  
M  
E  
N  
T

# TB: *Placemat Consensus*

A  
S  
S  
I  
G  
N  
M  
E  
N  
T

## Directions (Vol: 3):

- 90 seconds
- 1 sheet of paper for team
- Make four boxes
- Draw another box in middle



# TB: *Placemat Consensus*

A  
S  
S  
I  
G  
N  
M  
E  
N  
T

## Directions (Vol: 1):

- 3-4 minutes
- Put placemat in middle of team
- In box closest to you:
  - What is poetry?

# TB: *Placemat Consensus*

## A S S I G N M E N T

### Directions (Vol: 3):

- Start with one person
- That person explains definition
- Continue until everyone has shared
- Team selects one definition to put in center
- Does require negotiation and ability to come to an agreement

# Activator: 21

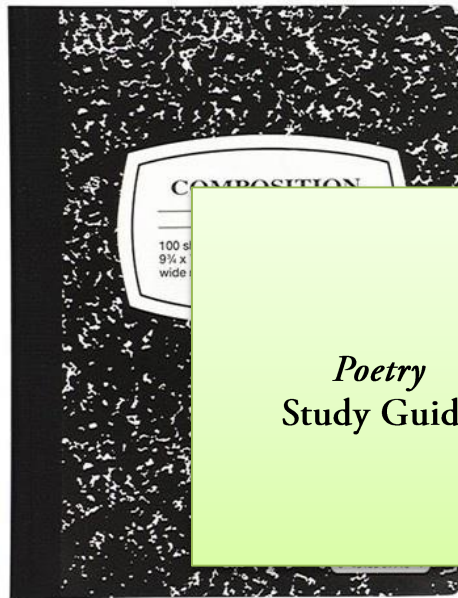
A  
S  
S  
I  
G  
N  
M  
E  
N  
T

## Directions (Vol: 1):

- From CUPSI 2014 Poetry Slam Conference
- About an alcoholic father
- Poem is told in reverse...starts with 21 (age)



# Transition



*Poetry*  
Study Guide



Study Guide



The BIG Question:  
What is poetry?

Key Text(s):  
*Selected Poetry*

Concept 1:  
Meaning(s) of Poetry

1. What is a poem supposed to mean...if anything?

Concept 2:  
Structure and Flow

2. How much does a poem's structure influence its meaning?
3. How does the structure of a poem contribute to its beauty?

Vocabulary

Prose, poetry, imagery

Vocabulary

Stanza, meter

S  
T  
U  
D  
Y  
G  
U  
I  
D  
E


Concept 3:  
Language

Concept 4:  
Sound

Vocabulary

Vocabulary

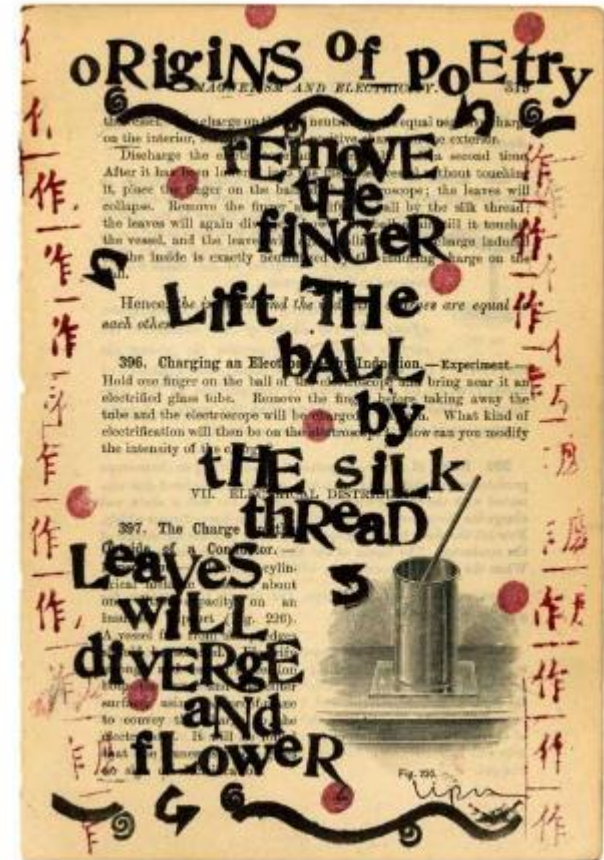
# Transition



Notes

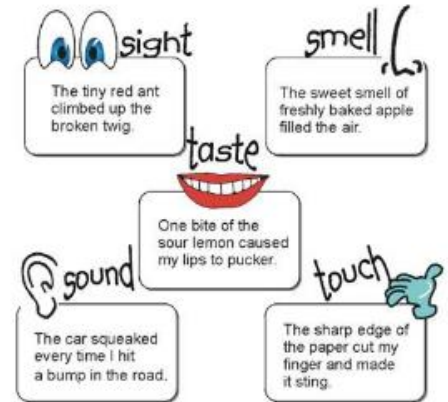
# Stanza and Meter

- Stanza is a larger unit in a poem
  - Can be as small as two lines...large as eight
- Meter refers to “heartbeat” of poem
  - How lines join together to form a beat
  - Does not have to rhyme
- Example: “So long as men can breathe or eyes can see...”



# Imagery (Cont.)

- Poems are about senses (SSHTT)
- Imagery created through word choice and comparison between two things (metaphor, simile)
  - I wandered lonely as a cloud
  - That floats on high over valleys and hills,
  - When all at once I saw a crowd.
  - Beside the lake, beneath the trees,
  - Fluttering and dancing in the breeze.
- Helps reader perceive what true meaning of poem is



# Taxi Challenge

A  
S  
S  
I  
G  
N  
M  
E  
N  
T

## Background:

- Pass out envelopes
- In envelope: lines from a poem called *Taxi*
- Your team must put *Taxi* poem back into its correct order
- Extra credit available for teams that put it back in correct order
- 10-12 minutes



# Taxi Challenge

A  
S  
S  
I  
G  
N  
M  
E  
N  
T

## Tips:

- No cell phones
- Don't speak too loudly
- Every line pairs with another line;  
find the heartbeat by looking for  
links between poem



# Read: Oranges

## A S S I G N M E N T

### Directions (Vol: 3):

- Grab workbook
- Pg. 191
- Read aloud
- How does the structure of a poem contribute to its beauty?*
- After reading → Make 4 boxes on front, 4 boxes on back of paper.  
Draw out 6-8 scenes from Oranges;  
colored pencils are available for extra credit!

