

Tuesday

May 6, 2014 (5.6.14)

Materials



Composition Book
& Pen or Pencil

Agenda

Time Estimate

Activity

10

Warm Up

10

Notes: Dialogue (1st only)

10

Notes: Point of View

30-40

Read: *The Ransom of Red Chief*

20-25

Watch / Play: *Batman* or *Tomb Raider*

Remaining


Prompt #5: *The Escape*

Warm Up

May 6, 2014 (5.6.14)

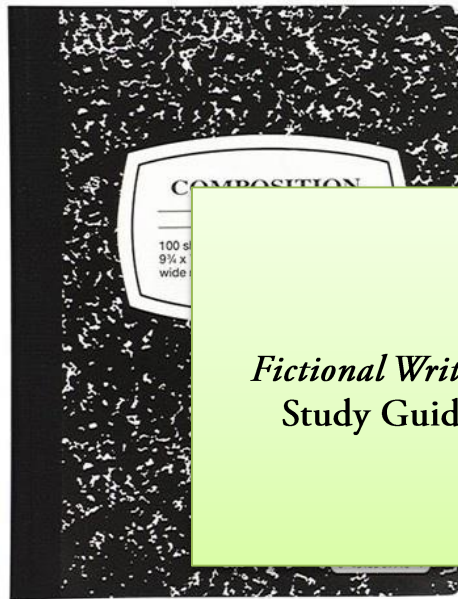
Volume-O-Meter: 0 (Silence)

Time: 10 Minutes



1. According to John Updike (the author), he wrote the *A&P* short story to show readers the “beauty and magic of every day life.” Do you think the story achieved this goal?
2. Apply one of the criticisms (formalism, moral, Biblical, historical, philosophical, biographical, feminist) we’ve studied in this class to the *A&P*. What kind of analysis can you make of the story?

Transition



Fictional Writing
Study Guide



Study Guide

The BIG Question:
How can I write fiction like a professional?

Key Text(s):
Professional Exemplars / Your Writing

Concept 1:
The Reader/Writer Relationship

1. What do readers look for in a story?
2. How can I turn a previous experience into a story?
3. How can emulating professional writing make me a better writer?

Concept 2:
Descriptive Description

4. How and what should I describe when writing a story?

Vocabulary
Plot, exposition, conflict, climax, resolution, storyboarding

Vocabulary
Sensory description, simile description, adverb/adjective description

Concept 3:
Building a Character

- 5. What can characters do for my story?
- 6. How can I show vs. tell when describing my character?
- 7. What is dialogue and why should I use it?

Vocabulary

Ekphrasis, show vs. tell characterization, dialogue, dialogue “tags”


Concept 4:
Unique Points of View

- 8. How can the point of view impact the telling of a story?

Vocabulary

Point of view

Transition



Notes

Dialogue

- “Life...with the dull parts taken out.”
- Dia = across
- Logue = word or thought
- A verbal exchange between two or more people that involves:
 1. Description (direct/indirect characterization)
 2. Speech
 3. Dialogue tags to heighten “realness” of speech



Dialogue Rules

1. Be natural
2. No more than three (3) interactions at one time (“The Rule of 3”)
3. No advanced vocabulary, unless it fits with character.
4. Use dialogue “tags” to further explain

Dialogue Tags

- Includes additional information (description, mood, tone, etc.)
- Can be skipped occasionally

Examples:

- “That was a close call” he said.
- “That was a close call” he said as he tried to catch his breath.

Dialogue Tags Example

- “I went to the animal show the other day,” said Bob.
- “Was it any good?” said Hazel.
- “Not bad. The dogs were cute but the cats were too noisy,” Bob said.
- “Speaking of dogs, I was talking to George the other day,” Hazel said.

Dialogue Tags Example

- “I went to the animal show the other day,” said Bob excitedly as he scratched his beard with his long fingernails.
- “Was it any good?” questioned Hazel off-handedly, while she was thinking of someone else other than Bob.
- “Not bad. The dogs were cute but the cats were too noisy,” Bob chortled as he took a long drink of his beer.
- “Speaking of dogs, I was talking to George the other day,” Hazel said with a faint, devilish smile.

Information Gained

Without Tags

- Attended animal show
- Hazel curious
- Dogs cute; cats noisy
- Hazel talked to George



With Tags

- Attended animal show
- Hazel curious
- Dogs cute; cats noisy
- Hazel talked to George
- Has beard, long fingernails
- Hazel distracted, thinking of someone else (infidelity?)
- Bob likes beer
- Hazel smiles when she thinks of George



Point of View (POV)

- A way of looking at the world
- or
- Looking at who is telling the story
- Certain point of views show some information, while not showing other information


Point of View (POV)



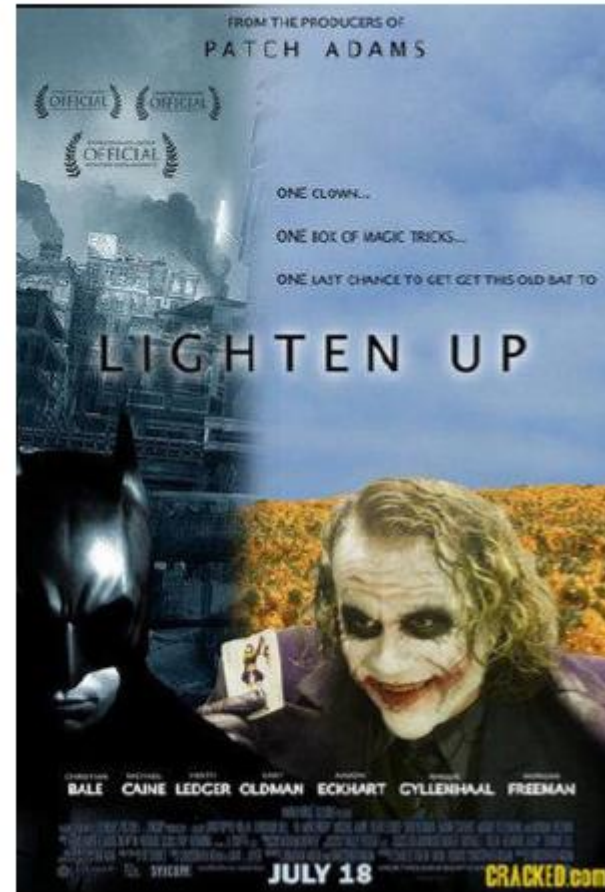
Point of View (POV)



Point of View (POV)



Point of View (POV)




Read: *The Ransom of Red Chief*

A
S
S
I
G
N
M
E
N
T

Directions:

- Big Circle
- Read aloud
- Pg. 113-120



Watch / Play & Prompt #5

A S S I G N M E N T

Directions:

- Watch first 10 minutes of:
 - Batman: Arkham City*
 - Tomb Raider*
- Both based on Prompt #5: The Escape
 - Write a 2-page story called *The Escape*.
 - Use SSHTT, Simile, Unique Character

