


# Monday

## March 31, 2014 (3.31.14)

### Materials



Composition Book  
& Pen or Pencil

### Agenda

#### Time Estimate

#### Activity

10

Warm Up

3

Deadlines & Reminders

20

Quiz #1 (Fictional Writing)

10

Solo: Continuum of Change, Prompt #1

3

*Writing Fiction* Study Guide

10

Notes: Storyboarding

----

-----

Remaining

Practice Prompt #2: *A Moment in Time*

Remaining

MLA Grade Conferences

# Warm Up

March 31, 2014 (3.31.14)


Volume-O-Meter: 0 (Silence)

Time: 5 Minutes

---

Word Part of the Day:

*crypt*—secret or hidden

- 
1. Write down the word part of the day and its definition. Now, write down three words that contain the word part of the day. Now, choose one of these words and write a sentence using that word.
  2. Write down three things that you did during spring break, even if they are mundane (ordinary) as “watching tv” or “sleeping.”

# Reminders & Deadlines

<u>Assignment</u>	<u>Due Date</u>
<ul style="list-style-type: none"><li>• <b>Leading a Discussion (“Two Kinds”)</b><ul style="list-style-type: none"><li>1. Amy (Friday)</li><li>6. Corey (Monday)</li><li>7. Patricia (Friday)</li></ul></li></ul>	
<ul style="list-style-type: none"><li>▪ <b>Journalism/Yearbook Application Due</b></li></ul>	Friday 4.4

# Quiz #1

## Q U I Z

### Directions:

- ☐ Use Sheet of Paper
- ☐ Volume-O: 0 during quiz
- ☐ 15 minutes to complete the Quiz
- ☐ Use your Notebook if needed

# Quiz #1

Directions:

☐ Title your Quiz:

Little did he know...

Q  
U  
I  
Z

# Quiz #1

## Q U I Z

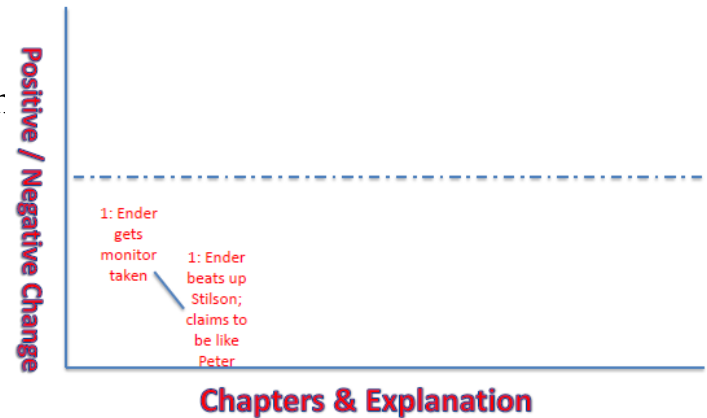
1. Describe the “**three acts**” of a fictional story. Then, using an example from a television show, movie, novel, or short story, define the three acts of your chosen work. Your chosen work cannot come from a work previously discussed in class (*Harry Potter*, *Labyrinth*, *Stranger Than Fiction*).
2. In GT #14, “**The Art of, Comma,**” choose any three “modern day comma usage” rules. For each of your chosen rules, give an example sentence that illustrates the correct use of that rule.

# Solo: Continuum of Change, Prompt #1

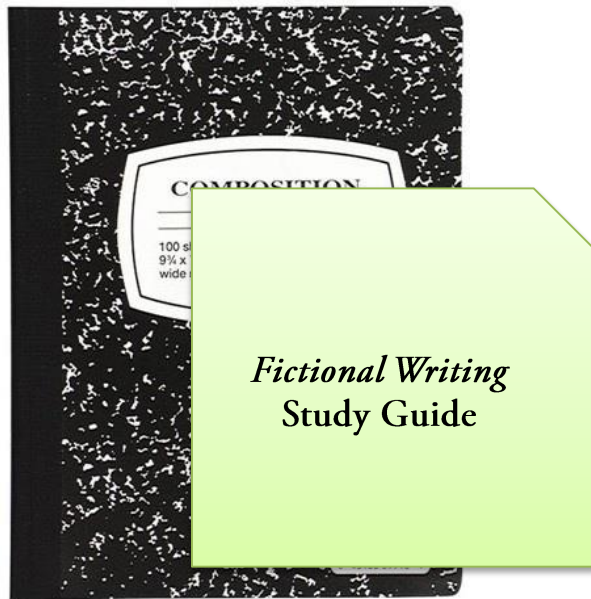
## ASSIGNMENT

### Directions:

- ☐ Solo
- ☐ Make “continuum of change” organizer:
  1. Turn to New Sheet in notebook (two blank pages, side-by-side)
  2. Draw an x-axis and y-axis
  3. Label x-axis: Plot Line
  4. Label y-axis: Change
  5. Draw a dotted line half way up y-axis
  6. Label dotted line: Neutral Action
  7. List and label 4-5 “events” that happen in your *Prompt #1 (Humble Beginnings)*
  8. Draw lines between events to show positive or negative movement in plot line
- ☐ Compare your organizer to the “Book of Sand” organizer. Explain differences to the side of your organizer.



# Transition



Study Guide

The BIG Question:  
How can I write fiction like a professional?

Key Text(s):  
*Professional Exemplars / Your Writing*

Concept 1:  
The Reader/Writer Relationship

1. What do readers look for in a story?
2. How can I turn a previous experience into a story?

Concept 2:  
Descriptive Description

Vocabulary  
Plot, exposition, conflict, climax, resolution,  
storyboarding

Vocabulary


Concept 3:  
**Building a Character**

Concept 4:  
**Unique Points of View**

Vocabulary

Vocabulary

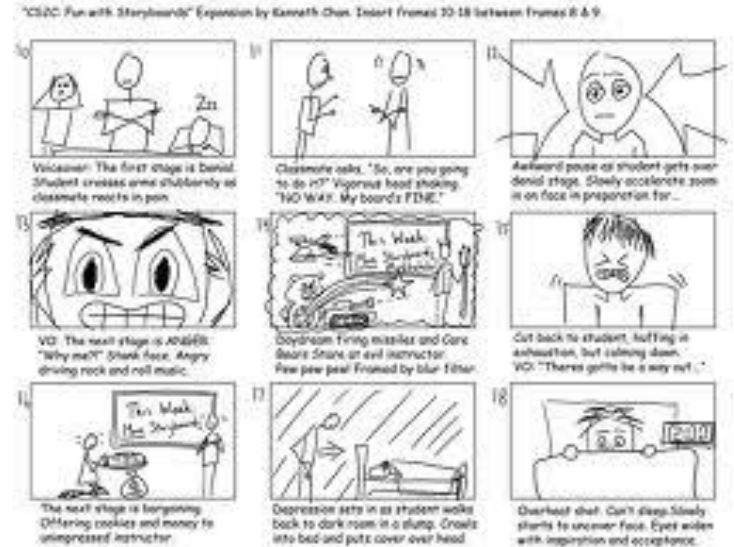
# Transition




Notes

# Storyboarding

- A visual representation of an event
  - Rough sketch
  - Comic
  - Manga
  - Etc.
- Used by professional artists, movie makers, and authors
- Helps to visualize what will be included in your story



# Storyboarding



# Storyboarding



# Storyboarding

Nanotyrannus Visual Storyboards for Animation – Hunting Sequence (partial)

1/14/03 ver 1.1



Fade up on ECU of eye opening – pupil dilates. Camera slowly dollies back as the creature looks around, blinks, then moves out of frame. Rack focus to another Nanotyrannus traversing the forest of fan palms.



CUT TO: Low-angle tracking shot below 3 creatures in hunting mode – sniffing the air, very alert. Behind them, sunlight emerges through huge redwood trees. The creatures hear a distant sound and quickly move towards the source and out of frame. Note: One of the Nanos steps right over camera?



CUT TO: POV of creature moving swiftly through forest, dodging trees and other obstacles. Several Nanos come into frame, heading in the same direction.



CUT TO: A dinosaur, perhaps Stegosaurus, drinking from a stream, suddenly raises its head as it senses danger.

CUT TO: The pack of Nanos emerge from the forest. The camera moves back into the clearing where the Stegosaurus prepares to defend itself.



CUT TO: WS of the pack of Nanos, surrounding the Stegosaurus. CUT TO: MS of a Nano lurching forward, snapping jaws, ready to attack. CUT TO BLACK.

# Storyboarding

Directions (Vol: 1):

- ☐ New sheet in notebook
- ☐ Divide into 4 boxes on front, 4 boxes on back


# Storyboarding

## ASSIGNMENT

### Directions (Vol: 3):

- ☐ Your prompt: *Describe a moment in time from any point in your past*
- ☐ Could be when you were a small child, good or bad experience, something over spring break, etc.
- ☐ Each box should be a “scene” or “snapshot” that you can visualize from that moment in time.
- ☐ 15 min: Complete 6-8 boxes from chosen moment in time.



# Solo: Prompt #2, “A Moment in Time”

## A S S I G N M E N T

### Directions:

- ☐ Write a 2-page story about a “moment in time” from your past.
- ☐ Use your organizer; go box-by-box or skip around.

