


Monday

March 31, 2014 (3.31.14)

Materials



Composition Book
& Pen or Pencil

Agenda

Time Estimate

Activity

10	Warm Up
5	NEW Teams
10	NEW <i>Aims of Argument Study Guide</i>
10	Activator: <i>Chrysler 300</i>
20-30	Notes: Introduction Paragraphs
30	Solo: Introduction Paragraph Write-Off



Warm Up


March 31, 2014 (3.31.14)

Volume-O-Meter: 0 (Silence)

Time: 5 Minutes

Word Part of the Day:
crypt—secret or hidden

1. Write down the word part of the day and its definition. Now, write down three words that contain the word part of the day. Now, choose one of these words and write a sentence using that word
2. Today we begin a new unit on argumentative writing. Have you ever had an argument with someone? What kinds of skills do you need to build and win an argument?

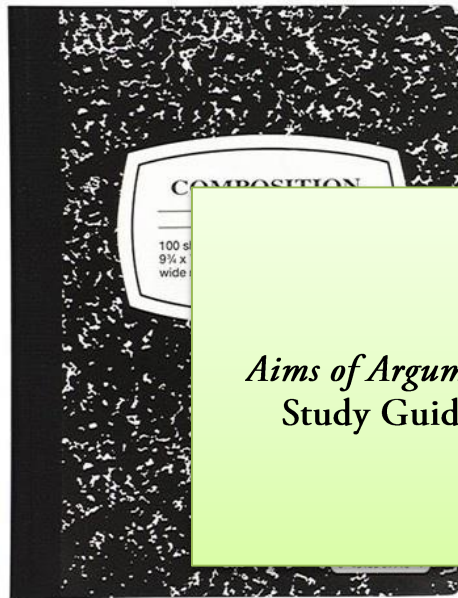


Transition



New
Teams

Transition



Aims of Argument
Study Guide



Study Guide

The BIG Question:
How can I create and sustain an argument?

Key Text(s):
Professional Exemplars / Your Writing

Concept 1:
Introductions

1. How does one begin to “sell” an idea?

Concept 2:
Support & Evidence

Vocabulary
SSHTT, funnel, quote, anecdote, question

Vocabulary

Concept 3:
Conclusions & Counterpoint

Vocabulary


Activator: Chrysler 300

Directions:

- Watch commercial
- Consider today's question:
How does one begin to "sell" an idea?



Transition



Notes

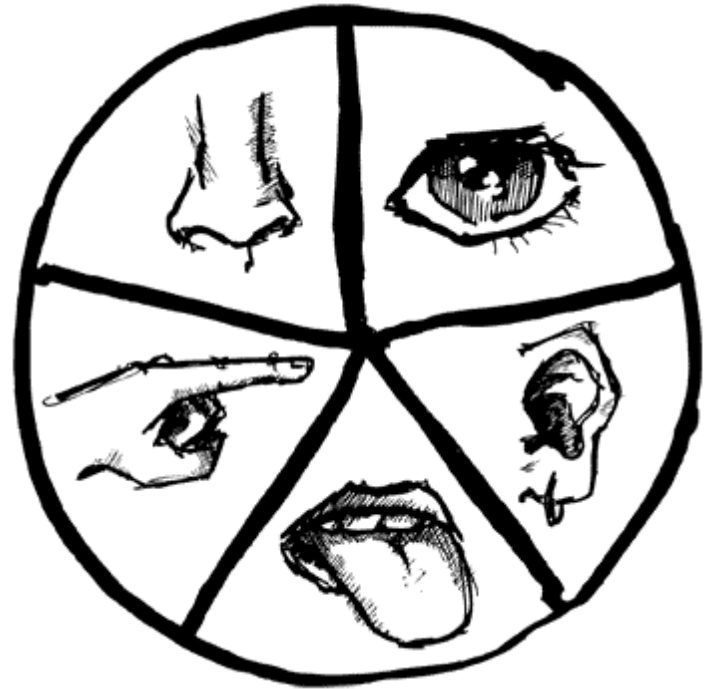
Introduction Paragraph

- Most important part.
- Makes or breaks reader's attention
- Making a unique intro paragraph is key; but how?!?



SSHTT Style

- Begin with a graphic explanation that relates to your topic
 - Sight, smell, hearing, touch, taste
- Very similar to story creation, except only done in first sentence or two



Example

- ❑ Step 1: *Should students be required to work after school?*



Example

- ❑ *The smell of the garbage hits my nose roughly. The back of my throat gags from the stench of manure, sour milk, and what I think is a dead cat. As I walk through the garbage pile, my foot becomes trapped as it sinks into a 1-week old steak and mashed potatoes meal from the restaurant down the street. Unfortunately, this is only a small taste of the job that the School Board required that I have after school.*

Practice SSHTT Style

Directions (Volume-O: 1):

- Hampton will show you a picture and a prompt.
- Follow the step and write a “SSHTT” for it.
- You can follow the picture, or not!

Practice #1

- Should students stay in school more and have less summer vacation?*

A
S
S
I
G
N
M
E
N
T




Practice #2

- Your school is saving money by cutting all sport and extracurricular programs. Do you agree with these cuts?*



Funnel Style

- Begin with talking about topic generally, then progress to something more specific



Quotation Style

- Begin with relevant quote to topic
- Can make up quote (to a certain degree)—“A wise man once said...”



Anecdote Style

- Begin with a short or amusing story about a person or situation that relates to topic choice



Question Style

- Begin with a question, or questions, that lead into your topic



Prompt: *Is Celebrity culture harmful?*

SSHTT:

Imagine walking down the street with paparazzi following your every move. You walk into a bar and accidentally drop your glass and before you know it, your face is posted on the tabloids for being a drunk. Unfortunately, this is part of being a celebrity...

Funnel:

Celebrity culture is part of our American identity: we love watching the newest movies to see how our beloved actors and actresses are fairing as the years go by. Being a celebrity can be a dangerous career, but it also contains many benefits...

Quotation Style:

A wise man once said that “in the future, everyone will have their 15 minutes of fame.” With the rise of YouTube, Facebook, and Twitter, celebrity culture is not just about professional actors and actresses anymore, but rather about the potential “star” in us all...

Question Style:

Have you ever wondered what it would be like to be a celebrity? Would you be able to walk around your own backyard without paparazzi leaning over your fence to snag a picture of you? Unfortunately, being a celebrity...

Solo: Introduction Paragraph Write-Off

Directions (Vol: 1):

- 15 minutes
- YOU: Write an introduction paragraph using any style (SSHTT, anecdote, etc.) on the following prompt:
 - When you become an adult, describe your ideal job.
- HAMPTON: Will write an introduction paragraph on same prompt. Class can vote on what job is and style used.

