


Friday

September 27, 2013 (9.27.13)

Materials



Composition Book
+ Pen or Pencil

Agenda

Time Estimate

Activity

5-7

Warm Up

30-45

Read / Discuss: *Diving Under* / *Flipped*

10-15

Revisit: *Past Stories*

10-12

Notes: *Setting*

10-15

Watch / Discuss: *Back to the Future III*

Announcements

Warm Up

September 27, 2013 (9.27.13)

Volume-O-Meter: 0 (Silence)

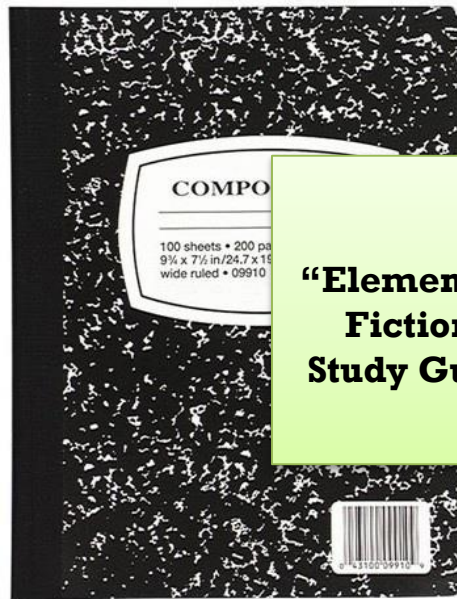
Time: 5 Minutes

Word Part of the Day:

poly / multi – many

1. Write down the word part of the day and its definition. Now, brainstorm and write down as many words as you can that contain that word part.
2. What did you think of the clip from *Vantage Point* last class? What did you learn specifically about what point of view is and what it can do? Explain using an example from the clip.

Transition



**“Elements of
Fiction”
Study Guide**



Study Guide

The BIG Question:

What kind of knowledge is needed to understand a story?

Key Text(s):

Short Stories

Concept 1:
The Reader

1. What skills are needed to become a better reader?

Vocabulary

Concept 2:
Plot & Setting

2. How does knowing a story's structure help me become a better reader?

Vocabulary
Exposition, conflict (major/minor), climax, resolution

Concept 3:
Character & Point of View

3. **What are the purpose of characters and how can one be analyzed?**
4. **What can changing the point of view do to a story?**

Vocabulary

**Direct, indirect characterization,
point of view**

Concept 4:
Theme & Moral

Vocabulary

Make: Graphic Organizer

ASSIGNMENT

Directions:

- ☐ Make three (3) columns
- ☐ Label columns:

| <u>Scene #1</u> | | <u>Scene #2</u> |
|-----------------|---------------------|-----------------|
| | Description | |
| | Similarities | |
| | Differences | |


Read: *Flipped* / *Diving Under*

A S S I G N M E N T

- 1 event: About a boy/girl and what they think of each other
- 2 points of view

Directions:

- ☐ Big Circle
- ☐ Read aloud
- ☐ Stop and fill in organizer a few times; share with teams/class





Revisit: Past Stories


ASSIGNMENT

Directions:

- ☐ Choose two stories previously read in this class:
 - ☐ *Ice Storm*
 - ☐ *Book of Sand*
 - ☐ *How to Fight Monsters*
- ☐ Write 1 paragraph for each story:
 - ☐ How would changing the point of view change the story?
- ☐ Each paragraph needs two specific examples from the text (use “quotes”)



Transition



Notes

Setting Types

T A K E N O T E S

- Traditionally thought of as “where the story takes place.”
- Also includes:
 - Physical
 - Temporal
 - Social (Rules)
- Certain things are only possible in certain settings!

Physical Setting

T A K E N O T E S

- Is mostly about where the story takes place:
 - What objects do you notice?
 - Is it a country, city, neighborhood, etc.?
 - Is it local, foreign, etc.?



Temporal Setting

T A K E N O T E S

- Is mostly about when the story takes place:
 - What is the time of day?
 - What era is expressed?



Social Setting

T A K E N O T E S

- Is mostly about how the setting affects the character:
- What rules are new and unique to this setting?
- How are our characters adapting to this setting and its rules?



Make: Graphic Organizer

ASSIGNMENT

Directions:

- ☐ Make three (3) columns
- ☐ Label columns:

| <u>Physical</u> | <u>Temporal</u> | <u>Social</u> |
|------------------------|------------------------|----------------------|
| | | |

Watch: *Back to the Future III*

A S S I G N M E N T

Directions:

- ☐ Watch; fill out columns when clip is finished.
- ☐ Main character, Marty, is from 1985...has travelled back in time to 1885 (“The Wild West”) to find his friend, Doc Brown.

