


# Tuesday

## September 17, 2013 (9.17.13)

### Materials



Composition Book  
+ Pen or Pencil



Duotang

### Agenda

#### Time Estimate

#### Activity

5-7

Warm Up

5-7

Return Grades

15-20

Activator: *Star Trek* (to finish)

5

Review: Text Coding

30-45

Read / Discuss: *How to Fight Monsters* + TC

### Announcements

# Warm Up

September 17, 2013 (9.17.13)

**Volume-O-Meter:** 0 (Silence)

**Time:** 5 Minutes

---

**Word Part of the Day:**

*oct-* eight

1. Write down the word part of the day and its definition. Now, brainstorm and write down as many words as you can that contain that word part.
2. Last time we met, we read *The Book of Sand* and practiced a strategy called text coding. What did you think of text coding? Do you feel it's beneficial or a waste of your time? Explain.

# Return / Record New Grades

## Directions (Vol: 3):

- Pass out grades
- Place papers (if applicable) in duotang.
- Fill out **sticky note** if you have a question about your grade; leave on Hampton's desk.

Grade Checkup Sheet

Name: \_\_\_\_\_

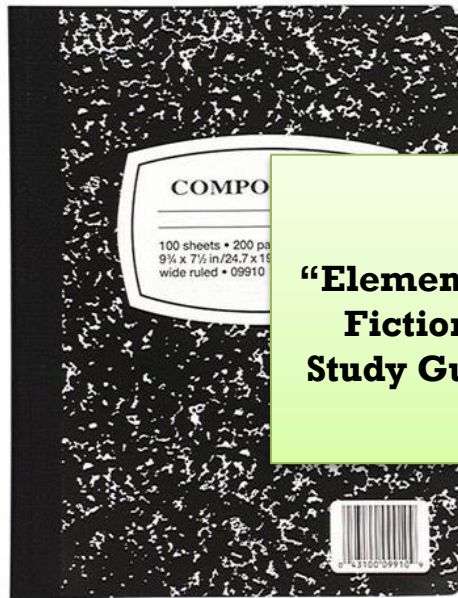
AICE Language / Quarter \_\_\_\_

**Directions:** Fill in your current grade along with all assignments returned. Then, fill in the work that was incomplete (0%) and the work that you wish to make up or show Hampton for a better grade.

Checkup #1		
Current Class Grade: _____		
<u>Work that was graded (50% or higher):</u>	<u>Grade:</u>	<u>Work I did not do (0%):</u>
• _____	_____	• _____
• _____	_____	• _____
• _____	_____	• _____
• _____	_____	
• _____	_____	<u>Work To Make Up (50% or higher) or Show Hampton (Blank):</u>
• _____	_____	• _____
• _____	_____	• _____
• _____	_____	• _____

Checkup #2

# Transition



**“Elements of  
Fiction”  
Study Guide**



**Study Guide**

The BIG Question:

**What kind of knowledge is needed to understand a story?**

Key Text(s):

**Short Stories**

Concept 1:  
**The Reader**

**1. What skills are needed to become a better reader?**

Vocabulary

Concept 2:  
**Plot & Setting**

**2. How does knowing a story's structure help me become a better reader?**

Vocabulary

**Exposition, conflict (major/minor), climax, resolution**

Concept 3:  
**Character & Point of View**

**3. What are the purpose of characters and how can one be analyzed?**

Concept 4:  
**Theme & Moral**

Vocabulary  
**Direct, indirect characterization**

Vocabulary

# Teams: Make Organizer

## Directions (Vol: 1):

- New page in notebook...make 2-column organizer & label columns


<b>What I Saw</b>	<b>What It Tells Me About That Character</b>

# Watch / Discuss *Star Trek* (2009)

## A S S I G N M E N T

### Directions:

- Watch clips
- Aim for 2-3 things you notice about character(s)
- Fill out in organizer

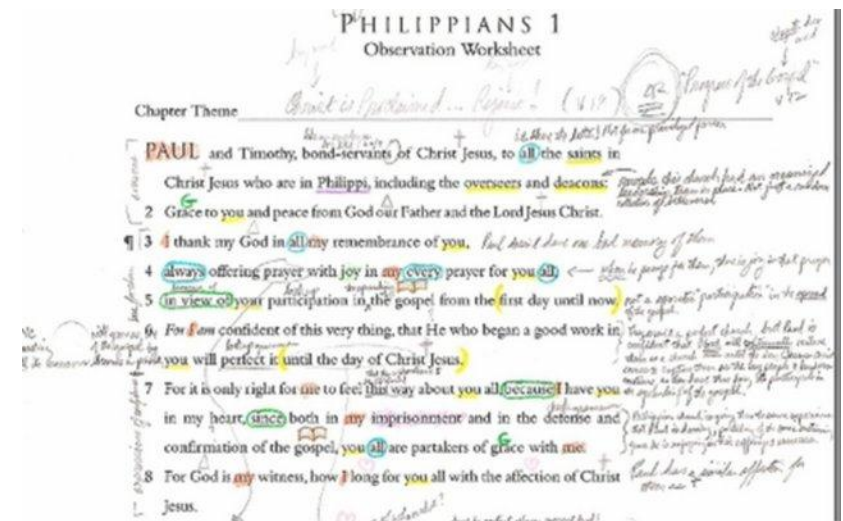




# Text Coding

## Steps:

- While reading, stop occasionally to make an interaction with the text.
- The marks:
  - X = Connection to text (from life, another movie or book, history, etc.)
  - ? = Ask a question
  - I = Make an inference (a guess)
  - V = Great visual
  - != Confusion



# Let's Read: *How to Fight Monsters*

## A S S I G N M E N T

### Directions (Vol: 1):

1. Read story aloud
2. Do not mark anything the first time; think about plot / characters of the story
3. Re-read story silently to self
4. Text code while reading; write to side of text
5. Collect at end of class

