


Tuesday

September 3, 2013 (9.3.13)

Materials



Composition Book
+ Pen or Pencil



Paper (For Exam)

Agenda

Time Estimate

Activity

5-7	Warm Up
60	Summer Reading Exam
10-15	Notes: Structures + Practice (7 th only)
10	Notes: Good Reading Practices
5-7	Activator: <i>Basketball Bounces</i>
10-15	Notes: AICE Language Exam

Announcements

- Make sure to **have out your materials**...all of them.

Warm Up

September 3, 2013 (9.3.13)

Volume-O-Meter: 0 (Silence)

Time: 5 Minutes

Word Part of the Day:

tri-three

1. Write down the word part of the day and its definition. Now, brainstorm and write down as many words as you can that contain that word part.
2. Today you'll be completing your summer reading exam. With that in mind, what kinds of things do you think I'll be looking for in your writing? Don't forget this is a college-level course, and thus, has college-level expectations.

Summer Reading Exam


A S S I G N M E N T

Directions (Volume-O: 0)

- Answer questions on sheet(s) of paper
- Select 3 out of the 5 prompts; answer in essay format.
- No set limit, but explain as well as you are able.
- Should take less than 60 minutes.
- Leave exam on desk
- Finished early? Get a book from my classroom library.



Transition



Notes

<p>2-Column Notes</p>	<ul style="list-style-type: none">▪ Easier way to organize notes<ul style="list-style-type: none">▪ Left side = Titles / Headings▪ Right side = Notes▪ Helps quizzes go faster▪ Required this week; optional for rest of year
---------------------------	--

Structures

- Ways that your team communicates with each other
- Two to start with:

- Shoulder / Face Partner



Sharing answers with team member next to OR across from you.

- Round Robin



Start with one team member; rotate around entire team until time has shared


Team Task

Directions (Volume-O: 3)

- Get into “Team” formation
- Shoulder / Face Partner
 - Favorite teacher this year / why
- Round Robin
 - “Things” you would find in a forest
 - US Presidents



Transition




Notes

<p>2-Column Notes</p>	<ul style="list-style-type: none">▪ Easier way to organize notes<ul style="list-style-type: none">▪ Left side = Titles / Headings▪ Right side = Notes▪ Helps quizzes go faster▪ Required this week; optional for rest of year
---------------------------	--

Why Read?

1. Understanding and writing fiction is part of life
2. We read for “imaginative rehearsals” for life and the real world
3. Helps answer THE question: *what is the meaning of life?*



What Good Readers Do

- Good reading is knowing the difference between:
 - Decoding: sounding good when you read aloud
 - Understanding: knowing what you just read

Tips for Better Reading...

T A K E N O T E S

1. Read at home (not the internet!)
2. Set a purpose (“why am I reading this?”)
3. Use background knowledge (“what do I already know about this?”)
4. Ask questions (“why is this happening, is it confusing, etc.?”)
5. Make inferences (don’t just decode—think about what you read)
6. Synthesize (what new information did you learn?)

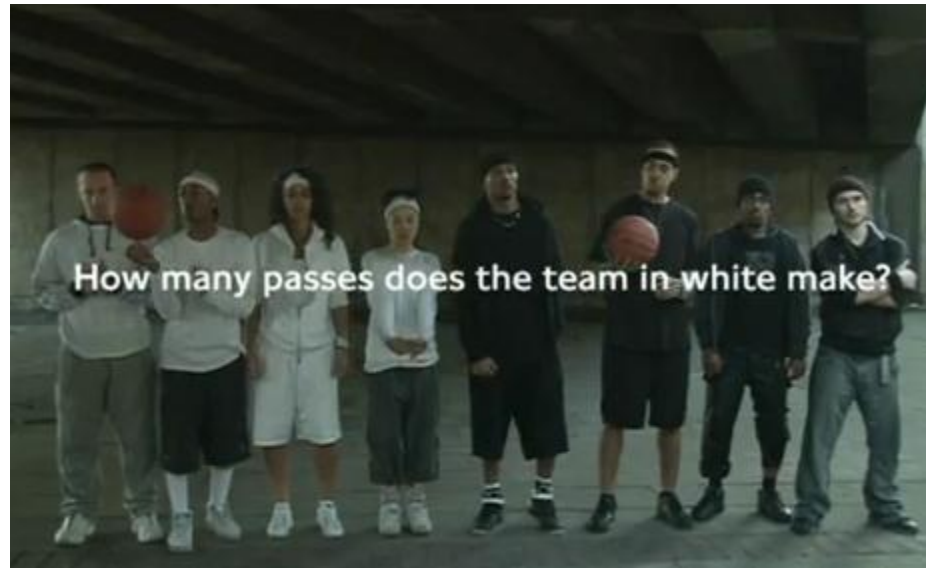


Activator: Black / White Basketball

A
S
S
I
G
N
M
E
N
T

Directions:

- Volume-O: 0 (No Talking)
- Count the number of times the players in white pass the basketball.



AICE Language Exam


Broken down into 2 “papers” :

1. Language Use and Style
 - 2 hours
2. Narrative Writing /
Argumentative Writing
 - 2 hours



Language Use and Style

- Choose 2 out of 3 passages.
 - 1 hour on Passage 1
 - 1 hour on Passage 2
- Each passage has two tasks:
 - Language Analysis
 - A Directed Writing Task



Narrative / Argumentative

Narrative

- 1 hour
- Choose 1 out of 4 prompts
- 600-900 words (3-5 pages)

Argumentative

- 1 hour
- Choose 1 out of 4 prompts
- 600-900 words (3-5 pages)

