

# Tuesday

## August 27, 2013 (8.27.13)

### Materials



Composition Book  
+ Pen or Pencil



Planner



Duotang



Sticky Notes

### Agenda

#### Time Estimate

#### Activity

5

Word Part of the Day Introduction

5

Finalized Scoreboard / SWYW

7-10

Warm Up & Attendance

2

Reminders & Deadlines

10-15

Organize Duotang Sections

10

Notes: Purpose of Materials

10

Rubric Review

10-15

Notes: The Hampton System (Day 2)

10

Practice: Commands

10-15

Desk Olympics

### Announcements

- **The Scoreboard** begins today; make sure to have out all materials and to stop talking when the music ends.

# Rewards List (2013-2014)

Cost	Activity	Special Notes
3/6	<ul style="list-style-type: none"> <li>▪ 3/6 minutes free at end of class</li> </ul>	
15 15	<ul style="list-style-type: none"> <li>▪ Have out cell phone/iPod in class for day</li> <li>▪ Go outside for class day (work)</li> </ul>	
30 30	<ul style="list-style-type: none"> <li>▪ Play board games for a day</li> <li>▪ Do <math>\frac{1}{2}</math> of assignment</li> </ul>	
60 60	<ul style="list-style-type: none"> <li>▪ Go outside for class day for week</li> <li>▪ Extra "late ticket" per person</li> </ul>	
120	<ul style="list-style-type: none"> <li>▪ Popcorn and movie for two days</li> <li>▪ <b>Highest 1<sup>st</sup> quarter points = Snack While You Work Challenge Winner</b></li> </ul>	<ul style="list-style-type: none"> <li>▪ Mr. Hampton gives choices of 6-8 movies; cannot be rated R</li> </ul>
240	<ul style="list-style-type: none"> <li>▪ <b>No Midterm</b>; watch movie instead and receive late ticket and lowest grade removed from gradebook.</li> </ul>	<ul style="list-style-type: none"> <li>▪ Not everyone makes it to 240.</li> </ul>

# Snack While You Work Challenge

- ❑ The **ONE** class that wins:
  - ❑ Mr. Hampton brings in snacks, sodas for free.
  - ❑ \$100 cost
  - ❑ Can also make you breakfast on griddle
- ❑ Given at end of Quarter (early October)



# “Word Part of the Day”

- Every day, a “word part” will be on the warm up
- Can be a prefix, suffix, or root word
- More than 95% of words in English come from a root
- 50 roots > 50 words
- Make sure to write word part down along with definition
- Make sure to complete any additional question with that word (usually question #1)

# Journalism “Word of the Day”

- Every day, a journalism word will be on the warm up
- Words relate to both journalism and yearbook studies
- Make sure to write word down along with definition
- Make sure to complete any additional question with that word (usually question #1)

# Warm Up

August 27, 2013 (8.27.13)

Volume-O-Meter: 0 (Silence)

Time: 5 Minutes

---

Word Part of the Day:

*mono / uni--one*

1. Write down the word part of the day and its definition. Now, brainstorm as many words as you can that contain that word part (for example, *universe*).
2. What are *Study Guides* in this class? Why do you think I use them? What is the difference between a big and small question?

# Warm Up

August 27, 2013 (8.27.13)

Volume-O-Meter: 0 (Silence)

Time: 5 Minutes

---

Journalism “Word of the Day”:

*beat*-the area or subject that a reporter usually covers

1. Write down the word of the day and its definition. Now, use that word in a sentence for this warm up question.
2. What are *Study Guides* in this class? Why do you think I use them? What is the difference between a big and small question?

# Transition




Student  
Planner



# Reminders & Deadlines

Date Given	Assignment	Due Date
Monday 8.19	<ul style="list-style-type: none"><li>• Complete <b>Summer Reading</b></li><li>• AICE Only<ul style="list-style-type: none"><li>• <i>Cold Sassy Tree</i></li><li>• <i>Their Eyes Were Watching God</i></li></ul></li></ul>	Tuesday 9.3
Tuesday 8.27 & Wednesday 8.28	<ul style="list-style-type: none"><li>• Complete <b>Staff Position Request Form</b>; return it to class</li><li>• Yearbook Only</li></ul>	Thursday 8.29 & Friday 8.30

# Transition

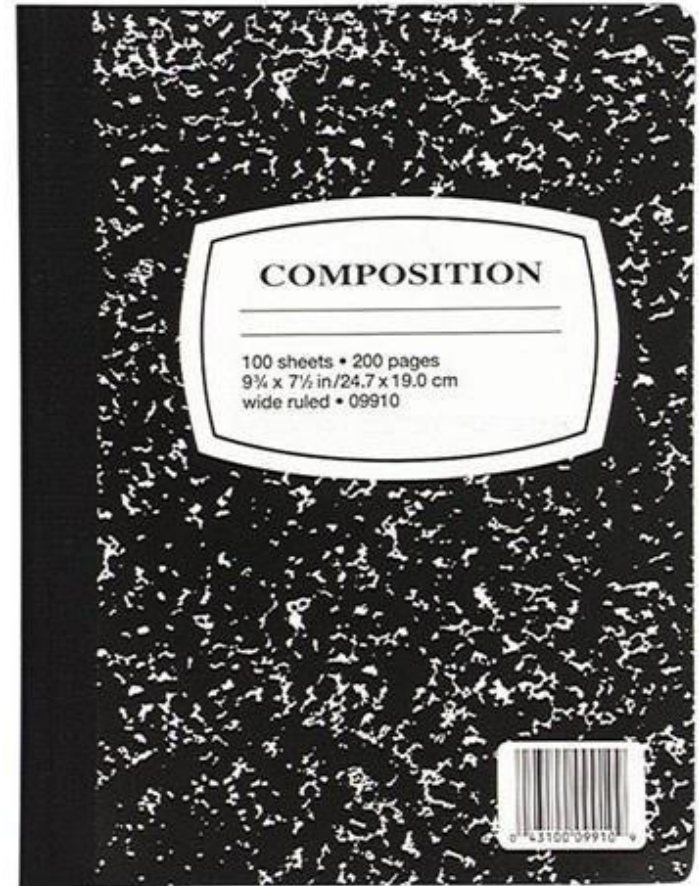


Notes

# Composition Notebook

## T A K E N O T E S

- Used for most of everything done in class:
  - Warm Ups
  - Notes
  - Smaller writing assignments
- Not used for:
  - Larger writing assignments
  - Keeping track of grades
- Don't forget 2-column notes



# Composition Notebook

Warm Up (8.27)

2. Study guides are a resource to help us prepare for our exam. Whatever is on the study guide will be on the quiz, so when studying, we should review over the guide.

Small questions are given every day; big questions are given every unit (4-6 weeks).

Composition Notebook

Used for most of everything done in class:

Warm Ups

Notes

Smaller writing assignments

Not used for:

Larger writing assignments

Keeping track of grades

# Duotang

## T A K E N O T E S

- Used for:
  - Handouts
  - Syllabus and Rubrics
  - Keeps track of grades
- Will leave in class
- Grades are normally returned at end of week.



# Organize Duotang Folder

## ASSIGNMENT

Volume-O: 3 (Normal team voice)

- ☐ Write name and period somewhere on Cover
- ☐ Sections:
  - ☐ Left Pocket: Syllabus
  - ☐ Center (w/prongs): Rubrics & Misc. Handouts
  - ☐ Right pocket: Grade Log & Graded Papers



# Rubric Review

## ☐ Read / review over Rubric sections

### Layout & Creative Design

	<i>Advanced Mastery (100%)</i>	<i>Mastery (85%)</i>	<i>Initial Mastery (70%)</i>	<i>Non-Mastery (0%)</i>
<i>Physical Layout (Grid and White Space)</i>	<u>The Mastery Category, plus:</u> Use of white space is used to highlight the overall design and special content of the page.	Layout is organized in grids and all other elements fit into these grids while following the horizontal eye line.  Contains adequate white space.	Layout is set up in grids, but not all elements align with grids.  Levels of white space are not used with purpose.	No readily apparent grid design.
<i>Mod Use</i>	<u>The Mastery Category, plus:</u> Mods provide information that adds to both the content and style of the layout.	Each mod is a single, cohesive unit that adds useful content to the layout.	A mod is attempted, but is not designed to add useful content to the layout.	No readily apparent mod use.
<i>Photographic Elements</i>	<u>The Mastery Category, plus:</u> At least one photo contrasts with the dominant photograph.	There are adequate photos that tell the story of the layout.  The dominant photo is at least 2.5x larger than the next largest photo.	Photos are randomly placed and may not connect entirely to the story of the layout.	Number of photos is inadequate and no one photo is clearly dominant.
<i>Copy</i>	<u>The Mastery Category, plus:</u> Copy adds to both content and style of the layout as a whole.	Copy is consistent with use of headlines.  Type size and packaging are consistent.	Copy and headlines are placed with little thought to the overall design of the layout.	Copy or headline is absent, or may be placed anywhere on the layout.
<i>Graphic Elements</i>	<u>The Mastery Category, plus:</u> Graphic elements add to both content and style of the layout as a whole.	Graphic elements are consistent and used with a clear purpose.	Graphic elements are used without purpose.	No graphic elements used.

# The Hampton System

- Manages the behavior of the entire class
- Is a system that provides rewards for those classes that follow the rules
- A few components:
  1. ~~Five Rules~~
  2. ~~Volume O-Meter~~
  3. ~~Scoreboard (& Rewards)~~
  4. Commands / “Snaps”
  5. Team Expectations



# Time

- Time is our biggest enemy.
- 180 school days of “learning,” minus
  - Homecoming Week = 2 days
  - PERT / College Readiness = Jan-May
  - AICE / CEOCE Exams = Early May
  - FCA’s x7
  - Demand Writing x4
  - Benchmark / FAIR x2
  - FCAT = 1-2 weeks



# Time

- Waste 3 minutes per day:
  - 5.4 days (block)
- Waste 10 minutes per day
  - 18 wasted days (block)
- Waste 25 minutes per day
  - 45 wasted days (block)
  - 18 weeks



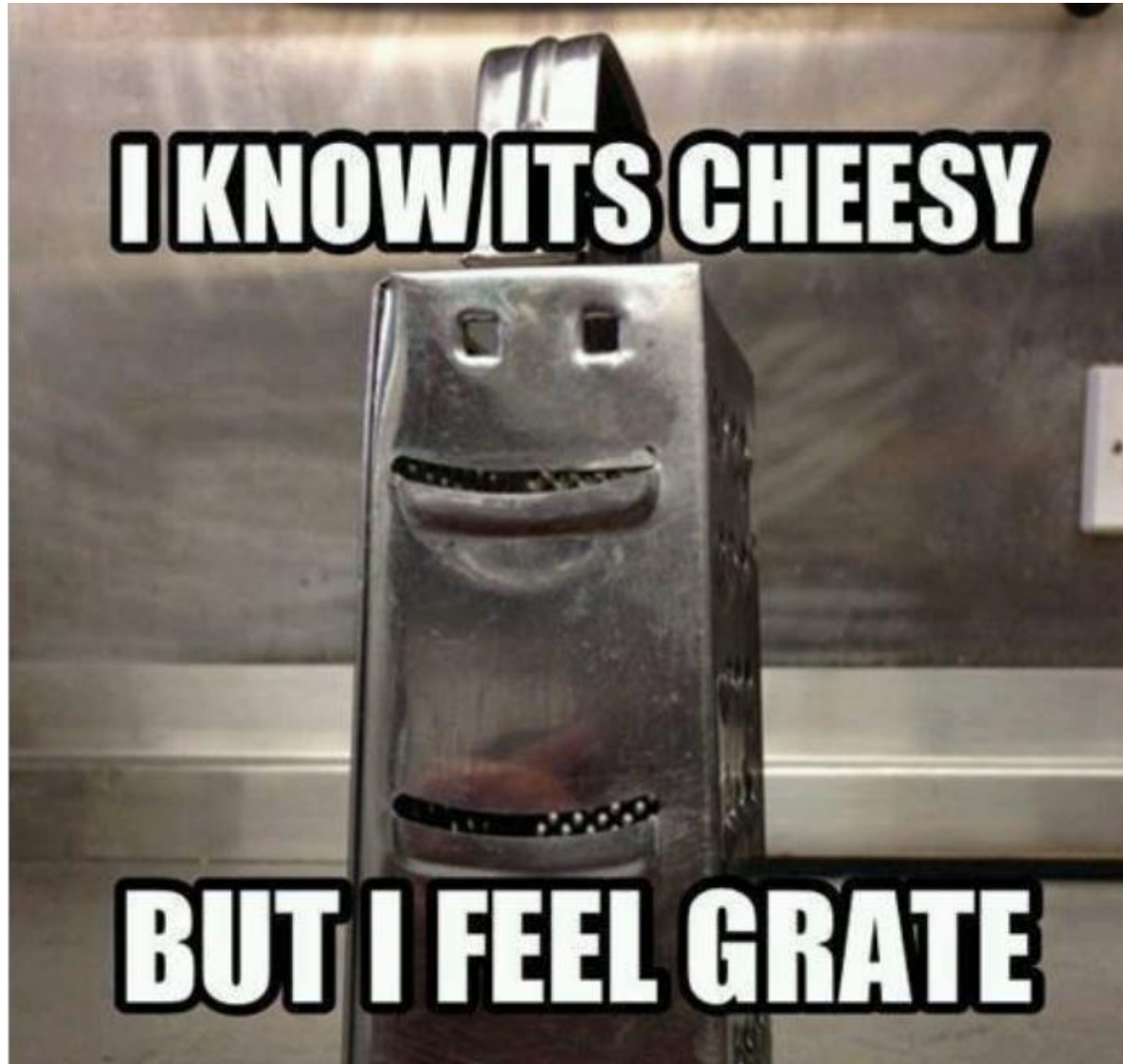
# Class / Yes

- Used to get class attention.
  - I say “Class”
  - You say “Yes?” and stop talking *immediately*.

# Eyes on Me / The Board

- Used to direct class attention.
  - “On Me” = Look at Hampton
  - “On The Board” = Look at board

# Eyes on Me / The Board



# Commands

- “Snaps” = Go
- Always wait for “snaps”
- Move commands = must move desk into correct formation

# Let's Practice

## A S S I G N M E N T

- ☐ Volume-O-Meter + “Snaps”
- ☐ Class / Yes
- ☐ Eyes on Me / The Board
- ☐ MYSTERY TASK?!?!

# Desk Olympics

## A S S I G N M E N T

### Directions:

- ☐ Pack up backpack; place by **Comfy Chairs**
- ☐ Practice Move Commands
  - ☐ “Teams”
  - ☐ “Three Circles”
  - ☐ “Big Circle”
  - ☐ “Socratic Circles”