

Tuesday

January 29, 2013 (1.29.13)

Materials



Composition Book
+ Pen or Pencil



Student Planner

Agenda

<u>Minutes</u>	<u>Activity</u>
5-7	Warm Up
2	Homework
2	Writing Fiction Study Guide
5	Read: The Construct (POV)
5	Notes: 1 st , 2 nd , 3 rd person POV
Remaining	Teams: POV Inanimate Object Challenge

Special Announcements

- We're coming to the **tail-end of your journey** through fictional writing...keep going!

Warm Up

January 29, 2013 (1.29.13)

Volume-O: 0 (No Talking)

Time: 5 Minutes

Word Part of the Day: *mem:* to remember

1. Write down the word part of the day and its definition. Now, brainstorm **5-7 words** that contain that word part.
2. What did you think of yesterday's story, *After I was thrown...*? Did you find the POV to be accurate considering a dog told the story? Explain.

Transition




Student
Planner

Homework

A
S
S
I
G
N
M
E
N
T

Date Given	Assignment	Due Date
Tuesday 1.29	<ul style="list-style-type: none">▪ Reading Log #6 (Quarter 3)<ul style="list-style-type: none">▪ Write a story told from the point of view of any object in your house<ul style="list-style-type: none">▪ Dog, plant, backpack, toaster, etc.▪ Object must be non-human (no little brother!)▪ Must be told in 1st person POV▪ 1 page	Wednesday 1.30
Monday 1.28	<ul style="list-style-type: none">▪ Complete Weekly Reflection #2 (Q3)<ul style="list-style-type: none">▪ Questions are now posted; you can preview them on Schoology.▪ Make post Friday, Saturday, or Sunday	Sunday 2.3 By 11:59 pm

Transition



**Writing
Fiction
Study Guide**



Study Guide

The BIG Question:
How can I write a great fictional story?

Key Text(s):
Mentor stories (in workbook) / your writing samples

Concept 1:
Pre-Planning & Story Structure

- 1. What makes a reader *emotionally connect* to a story?**
- 2. What are the three acts of a story?**

Concept 2:
The Reflection Process

- 3. What are my strengths and weaknesses as a writer?**
- 4. How can reflecting on my strengths and weaknesses make me a stronger writer?**

Vocabulary
The three acts (the pledge, the turn, the prestige)

Vocabulary
Carousel feedback

Concept 3:
Character-Building and Unique Points of View

- 5. **How can I build a believable character?**
- 6. **What *power* does point of view have in a story?**

Concept 4:
Describing the Indescribable

- 7. **How can I *better* describe an object or person?**


Vocabulary

Ekphrastic story building, dialogue, dialogue tags, point of view, 1st, 2nd, 3rd person point of view

Vocabulary

SSHTT, Method Writing


Transition



Notes

Point of View

- Refers to two (2) things:
 1. “The Persons” = 1st, 2nd, 3rd (what perspective does the narrator have in the story?)
 2. “The People” = the specific character that is telling the story



Benefits and Limitations of POVs

<u>POV</u>	<u>+</u>	<u>-</u>
1ST	Deep, personal thoughts	Narrator is biased; does not "see" everything
2ND	Reader is part of story	Can be childish if not done correctly
3RD	Narrator can know things characters do not; the most professional sounding	Difficult to make reader feel involved in story

Read: *The Construct*

A S S I G N M E N T

Directions (Vol: 1):

- Turn to pg. 2 in “The Construct”
(Point of View)
- Read aloud



Teams: Inanimate Object Shuffle

A S S I G N M E N T

Directions (Vol: 1):

- Hampton will give your team an object (on screen)
- 5 minutes: All members of your team must write a 5-7 sentence story about that object, its life, and/or what it desires.
- Can share ideas before writing
- After 5 minutes, objects will change; repeat 2-3 times



Teams: Inanimate Object Shuffle

FRONT OF CLASS

Team 3

Team 2

Team 1

Team 4

Team 5

Team 6

A
S
S
I
G
N
M
E
N
T

Teams: Inanimate Object Shuffle

A
S
S
I
G
N
M
E
N
T



Teams: Inanimate Object Shuffle

A
S
S
I
G
N
M
E
N
T

