

Friday

January 25, 2013 (1.25.13)

Materials



Composition Book
+ Pen or Pencil



Student Planner

Agenda

<u>Minutes</u>	<u>Activity</u>
5-7	Warm Up
2	Homework
15-20	Teams: <i>Random Story Strips</i>
3	Writing Fiction Study Guide
5	Notes: Point of View
Remaining	Solo: Work on Reading Log #4

Special Announcements

- Practice makes perfect, so don't forget to **complete your Reading Logs**...it'll help on the exam.

Warm Up

January 25, 2013 (1.25.13)

Volume-O: 0 (No Talking)

Time: 5 Minutes

Word Part of the Day: *jug: to join*

1. Write down the word part of the day and its definition. Now, brainstorm **5-7 words** that contain that word part.
2. Choose one of your words and **draw a picture** of that word.
3. How did your re-written, dialogue story go last night? Which story did you choose to re-write and why?

Transition



Student
Planner

Homework

A S S I G N M E N T

Date Given	Assignment	Due Date
Friday 1.25	<ul style="list-style-type: none">▪ Reading Log #4 (Quarter 3)<ul style="list-style-type: none">▪ Write about an event from two different points of view▪ Viewpoints should contain contrasts (differences) between the event<ul style="list-style-type: none">▪ <i>Child vs. Adult</i>▪ <i>Boy vs. Girl</i>▪ <i>Spectator vs. Participant</i>▪ <i>Etc.</i>▪ Dialogue optional▪ 1-2 pages	Monday 1.25
Tuesday 1.22	<ul style="list-style-type: none">▪ Complete Weekly Reflection #1 (Q3)<ul style="list-style-type: none">▪ Questions are now posted; you can preview them on Schoology.▪ Make post Friday, Saturday, or Sunday	Sunday 1.27 By 11:59 pm

Random Story Strips

A S S I G N M E N T

Directions (Vol: 1):

- ☐ You will be given 3 (seemingly) unrelated plot events, characters, and/or settings.
- ☐ Your job is to write $\frac{1}{2}$ page using all 3 of the given elements
- ☐ Think fast and let it flow!
- ☐ Talk with team for ideas, then take about 5 minutes to write.



Random Story Strips

Example:

- A farm boy
 - A chicken
 - A snowstorm
-
- *Little Jimmy always loved working on the farm, until the day the snowstorm came and killed his pet Chicken, Mr. Bubbles...*

Random Story Strips #1

ASSIGNMENT

Directions (Vol: 1):

1. An overworked mother
2. A lazy high school student
3. Lil' Jon (the musician, not the coin)



Random Story Strips #2


A S S I G N M E N T

Directions (Vol: 1):

1. A pregnant teenager
2. Zombies
3. A hamburger



Transition



**Writing
Fiction
Study Guide**



Study Guide

The BIG Question:
How can I write a great fictional story?

Key Text(s):
Mentor stories (in workbook) / your writing samples

Concept 1:
Pre-Planning & Story Structure

- 1. What makes a reader
emotionally connect to a story?**
- 2. What are the three acts of a
story?**

Concept 2:
The Reflection Process

- 3. What are my strengths and
weaknesses as a writer?**
- 4. How can reflecting on my
strengths and weaknesses
make me a stronger writer?**

Vocabulary
**The three acts (the pledge, the turn,
the prestige)**

Vocabulary
Carousel feedback

Concept 3:
Character-Building and Unique Points of View

- 5. How can I build a believable character?**
- 6. What power does point of view have in a story?**


Concept 4:
Describing the Indescribable

- 7. How can I *better* describe an object or person?**

Vocabulary
Ekphrastic story building, dialogue, dialogue tags, point of view

Vocabulary
SSHTT, Method Writing


Transition



Notes

Point of View

- Refers to two (2) things:
 1. “The Persons” = 1st, 2nd, 3rd
(what perspective does the narrator have in the story?)
 2. “The People” = the specific
character that is telling the
story



Solo: Work on Reading Log #4

A S S I G N M E N T

Directions (Vol: 0):

- ☐ Write about an event from two different points of view
- ☐ Viewpoints should contain contrasts (differences) between the event
 - ☐ Child vs. Adult
 - ☐ Boy vs. Girl
 - ☐ Spectator vs. Participant
 - ☐ Etc.
- ☐ Dialogue optional
- ☐ 1-2 pages

