

# Wednesday

## October 10, 2012 (10.10.12)

### 1. Materials



Composition Book  
+ Pen or Pencil



Student Planner

### 2. Agenda

<u>Minutes</u>	<u>Activity</u>
3	Warm Up
2	Homework
10	Grammar Time #4: <i>I vs. Me</i>
2	Fiction Study Guide, Concept 3
5	Notes: Point of View (POV)
15-20	Watch / Discuss: <i>Big</i>

### 3. Special Announcements

- If Mr. Hampton forgot to mention the **Team of the Week** yesterday, let me know now!

# Warm Up

October 10, 2012 (10.10.12)

**Volume-O: 0 (No Talking)**

**Time: 3 Minutes**

---

**Word Part of the Day:** *gyn*: woman

1. Write down the word part of the day and its definition. Now, brainstorm 2-3 words that contain that word part.
2. What do the words “point of view” mean to you?

# Transition



Student  
Planner

# Homework

A  
S  
S  
I  
G  
N  
M  
E  
N  
T

<b>Date Given</b>	<b>Assignment</b>	<b>Due Date</b>
Wednesday 10.10	<ul style="list-style-type: none"><li>▪ <b>Reading Log #13</b><ul style="list-style-type: none"><li>▪ Using the clip watched today as a guide, explain how your life and point of view on the world would be different if you were 30 years old.</li></ul></li></ul>	Thursday 10.11
Monday 10.8	<ul style="list-style-type: none"><li>▪ <b>Complete Weekly Reflection #7</b><ul style="list-style-type: none"><li>▪ Questions are now posted; you can preview them on Schoology.</li><li>▪ Make post Friday, Saturday, or Sunday</li></ul></li></ul>	Sunday 10.14 By 11:59 pm

# Transition



Notes

# I vs. Me

## T A K E N O T E S

- I want a cookie. OR
- Me want a cookie.
  
- He told Tom and (I/me) to get ready
  
- I = subject pronoun
  - Refers to the person performing the action
- Me = object pronoun
  - Refers to the person that the action is being done to



# I vs. Me

## The Cheat

- Simplify sentence
- If plural:
  - Substitute “We” for “I”
  - Substitute “ Us” for “me”
- He told Tom and (I/me) to get ready.
  - He told I to get ready
  - **He told me to get ready**
- Just between you and (I/me), this is a bad idea.
  - Just between we
  - **Just between us**



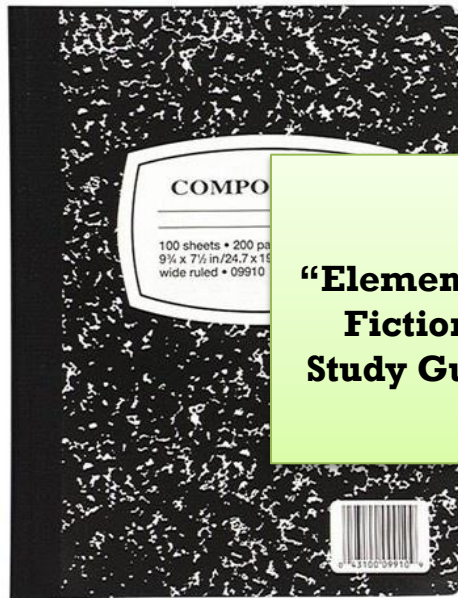
# Practice: *I vs. Me*

## A S S I G N M E N T

1. Joe and \_\_\_\_\_ have been close friends for many years.
2. Between you and \_\_\_\_\_, this politician cannot be trusted.
3. The cost of the repairs shocked both my brother and \_\_\_\_\_.
4. Some students have planned a surprise for the rest of the class and \_\_\_\_\_.
5. Would you like to come to the party with my friend and \_\_\_\_\_?
6. The students gave my colleagues and \_\_\_\_\_ some beautiful presents.



# Transition



**“Elements of  
Fiction”  
Study Guide**



**Study Guide**

The BIG Question:  
**What is essential for understanding fiction?**

Key Text(s):  
**Short stories (in workbook)**

Concept 1:  
**Background & Purpose**

- 1. How important are background and purpose when reading?**

Concept 2:  
**Plot & Setting**

- 2. How are most stories structured?**
- 3. What purpose does setting serve in a story?**
- 4. How can setting impact the mood of a story?**

Vocabulary

Vocabulary

**Plot, exposition, major/minor conflict, climax, resolution, internal vs. external conflicts, physical, temporal, social settings**

Concept 3:  
**Character & POV**


- 5. **How can I understand a character?**
- 6. **How can the point of view affect a story?**

Concept 4:  
**Theme**

Vocabulary  
**Inferencing, point of view (pov)**

Vocabulary

# Transition

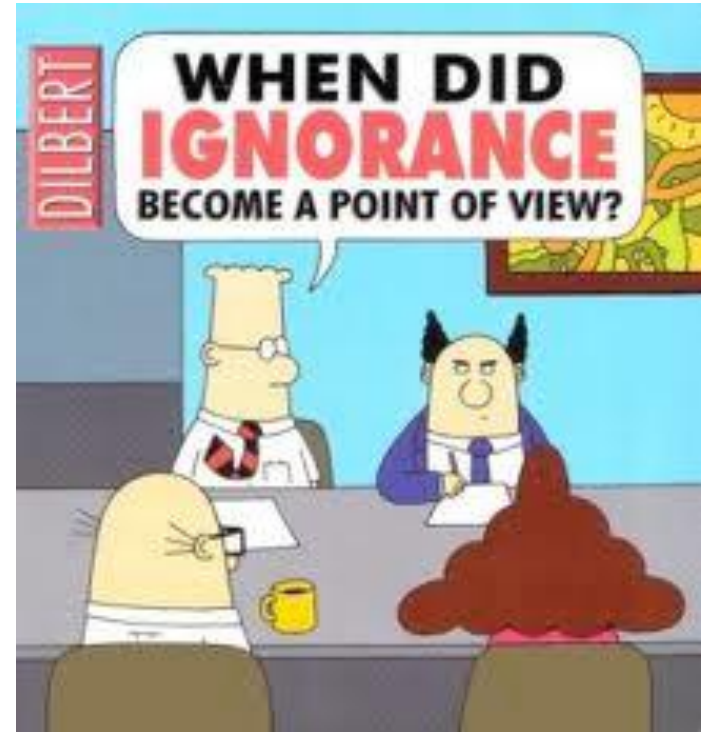


## Notes



<p>2-Column Notes</p>	<ul style="list-style-type: none"><li>▪ Easier way to organize notes<ul style="list-style-type: none"><li>▪ Left side = Titles / Headings</li><li>▪ Right side = Notes</li></ul></li><li>▪ Helps quizzes go faster</li><li>▪ Required this week; optional for rest of year</li></ul>
---------------------------	--

# Point of View (POV)


- A way of looking at the world or looking at *who* is telling the story
- Certain point of views show some information, while not showing other information




# Point of View (POV)



# Point of View (POV)

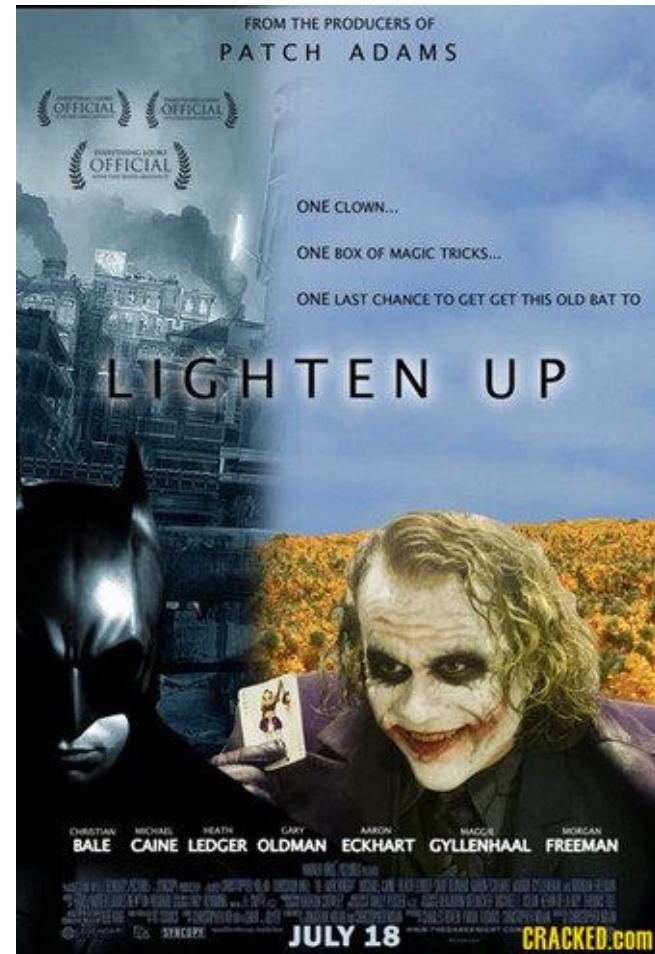


# Point of View (POV)





# Point of View (POV)



# Watch: *Big*

## A S S I G N M E N T

### Directions:

- Make 2-column organizer
  - Left side: “Small point of view”
  - Right side: “Big point of view”
- Watch clip
- Work with team; explain how character interacting with world based on his point of view (pov)

