

Thursday

April 26, 2012 (4.26.12)

1. Materials



Composition Book
+ Pen or Pencil



Student Planner



HAMPTON Binder

2. Agenda

Minutes

Activity

5-7

Warm Up

2

Homework

2

Argumentative Writing SLM, Concepts 1-3

7-10

Exam Preview + Organizer

7-10

Notes: Discursive / Argumentative Writing,
Types of Introduction Paragraphs

Remaining

Exam Practice

3. Special Announcements

- You may **donate your summer reading books** at any time before the close of the Quarter.

Warm Up

April 26, 2012 (4.26.12)

Volume-O-Meter: 0 (No Talking)

Time: 5 Minutes

Word Part of the Day:

pneum / spir = air or to breathe

1. Make sure to write down the word part of the day and brainstorm 8-10 words that contain that word part.
2. Last night's homework was to practice writing an introduction paragraph on one of the prompts. What kind of introduction did you use? For you personally, what is the most important part of your introduction?

Transition




Student
Planner

Homework

A
S
S
I
G
N
M
E
N
T

| Date Given | Assignment | Rubric | Due Date |
|-------------------|---|---------------|----------------------------------|
| Thursday 4.26 | <ul style="list-style-type: none">• Pick <u>another</u> essay prompt from the practice exam in Unit 7, pg. 7 or pg. 14• Create a <u>different type</u> of introduction paragraph in your notebook | BASIC | Friday 4.27 |
| Monday 4.23 | <ul style="list-style-type: none">• Lit Log #3 (Quarter 4) is posted• Make your post to <i>Schoology</i>• Comments are now private | BASIC | Monday 4.30 By 11:59 pm |

Transition



***Argumentative
Writing
SLM***



SLM

Unit Essential Question:
How can I create and sustain an argument?

Key Text(s):
Self-created Essays

Concept 1:
GP vs. Language

- 1. What are some of the key differences between General Paper and Language essay writing?**

Concept 2:
Argumentative vs. Discursive Prompts

- 2. What are the differences between argumentative and discursive prompts?**

Vocabulary

Vocabulary
Discursive, argumentative

S
L
M

S
L
M

Concept 3:
Introduction & Support

3. What kind of introduction is the best for my writing style?

Concept 4:
Conclusions & Counterpoints

Vocabulary

Word picture, “funnel,” quotation, anecdote, or question types

Vocabulary


Preview: Language Exam

Directions:

- Use graphic organizer from yesterday:
 - Left side: “What is prompt asking?”
 - Right side: “What kind of do I need?”
- Finish organizer using Unit 7, pg. 7 in HAMPTON Binder
- If you finish early, repeat process with pg. 14



Transition




Notes

Argumentative vs. Discursive

T A K E N O T E S

- Usually half are argumentative; other half are discursive
- **Argumentative:**
 - To sustain an argument
 - Must choose one side of topic
 - 600-900 words (4-5 pages)
 - Recommended for advanced writers
- **Discursive:**
 - To play “devil’s advocate”
 - Must argue both sides
 - Each side typically 300-450 words (2 pages/each)
 - Recommended for intermediate writers



Example

Examples:

- *A luxury hotel, which is proud of its facilities and standards, produces a glossy brochure in which it describes itself. However, a hotel inspector on a secret visit is far from impressed by its claims, and writes a severely critical report. Write the text for the brochure and the text for the report (between 300-450 words each).*
- Also pgs. 7 and 14, prompts 6 and 8

Word Picture


- ❑ Is a graphic explanation of a situation that relates to your topic
- ❑ Uses the 5 senses



“Funnel”

T A K E N O T E S

- ❑ Begin with a general subject and narrow it down to a specific subject by the end
- ❑ Example (pg. 14, Prompt 7) [*Life in 2025*]
 1. Life and living in general now
 2. Mention specific ways the future can be better



Quotation

- ❑ Begin with a relevant quote to your topic
- ❑ Make up one if you want...as long as it sounds “good”!
- ❑ Example (pg. 7, Prompt 5)
 1. *Jerry Maguire*: “Show me the Money!”



Anecdote

- ❑ A short or amusing story about a (real or fake) person...that fits with your topic
- ❑ Example (pg. 7, Prompt 8)
 - Story about friend in college who got locked in the basement of a library overnight; is now terrified of books



Question

- ❑ Begin with a question (or questions) that lead to your topic
- ❑ Example (pg. 7, Prompt 7) [on rules]
 - “Have you ever...?”
 - “Do you remember...?”
 - Etc.



Work on Homework

A S S I G N M E N T

Directions:

- Pick another essay prompt from the practice exam in Unit 7, pg. 7 or pg. 14
- Create a different type of introduction paragraph in your notebook

