

Monday

April 23, 2012 (4.23.12)

1. Materials



Composition Book
+ Pen or Pencil



Student Planner



HAMPTON Binder

2. Agenda

Minutes

Activity

5-7	Warm Up
2	Homework
5	Return / Record New Grades
7-10	New Teams + Team Builder
2	General Paper Primer SLM, Concept 2
5-7	Notes: GP Question Threads, Thesis State.
Remaining	Practice: Introduction Paragraph(s)

3. Special Announcements

- Please make sure to have your **FFN book** with you at all times; we'll be **returning it** to the textbook room sometime this week!

Warm Up

April 23, 2012 (4.23.12)

Volume-O-Meter: 0 (No Talking)

Time: 5 Minutes

Word Part of the Day:

hypno / dorm = sleep

1. Make sure to write down the word part of the day and brainstorm 4-6 words that contain that word part.
2. Choose one word and sketch picture that shows the meaning of your word. Also include a caption or thought bubble.

Transition



Student
Planner

Homework

A
S
S
I
G
N
M
E
N
T

Date Given	Assignment	Rubric	Due Date
Friday 4.23	<ul style="list-style-type: none">Choose 1 essay topic from the practice General Paper exam (in HAMPTON Binder)Can come from same sectionIntroduction paragraph + thesis statement onlyIn notebook	BASIC	Tuesday 4.24
Monday 4.23	<ul style="list-style-type: none">Lit Log #3 (Quarter 4) is postedMake your post to <i>Schoology</i>Comments are private now.	BASIC	Monday 4.30 By 11:59 pm

Return / Record New Grades

A
S
S
I
G
N
M
E
N
T

Directions (Volume-O: 3):

- Go over NEW sheet
- Pass out /show NEW grades
- Fill in applicable spaces
- Place any grades in Binder
- See Hampton before or after school to discuss grade

Grade Checkup Sheet

Name: _____

AICE Language / Quarter ____

Directions: Fill in your current grade along with all assignments returned. Then, fill in the work that was Incomplete (0%) and the work that you wish to make up for a better grade.

Checkup #1		
Current Class Grade: _____		
<u>Work that was Graded and/or Returned:</u> • _____ • _____ • _____ • _____ • _____ • _____ • _____	<u>Grade:</u> _____ _____ _____ _____ _____ _____ _____	<u>Work I did not do (0%):</u> • _____ • _____ • _____ _____ <u>Make Up Work (50% or higher) or Show Hampton (Blank):</u> • _____ • _____ • _____
Checkup #2		
Current Class Grade: _____		
<u>Work that was Graded and/or Returned:</u> • _____ • _____ • _____ • _____ • _____ • _____ • _____	<u>Grade:</u> _____ _____ _____ _____ _____ _____ _____	<u>Work I did not do (0%):</u> • _____ • _____ • _____ _____ <u>Make Up Work (50% or higher) or Show Hampton (Blank):</u> • _____ • _____ • _____
Checkup #3		
Current Class Grade: _____		
<u>Work that was Graded and/or Returned:</u> • _____ • _____	<u>Grade:</u> _____ _____	<u>Work I did not do (0%):</u> • _____ • _____

New Teams

A S S I G N M E N T

Directions:

- 30-45 sec: Give a gambit and thank all of your team members for their hard work.
- Hampton will then pop up new seating chart
- 30 sec: Get into new seats



Team Builder

A S S I G N M E N T


Directions:

- Round Robin (start with #1)
 - State name
 - Discuss your best and worst moments in this class

- Write down responses in your notebook; you will be called on at random.



Transition



**General
Paper
Primer
SLM**



SLM

Unit Essential Question:
How can I create and sustain an argument?

Key Text(s):
Self-created Essays

Concept 1:
FCAT vs. GP

- 1. What are some of the key differences between FCAT and the GP exam?**

Concept 2:
The Introduction

- 2. What kind of introduction paragraph is the best for *my* writing style?**
- 3. What is a thesis statement and how do I use one?**

Vocabulary

Vocabulary
Word picture, “funnel,” quotation, anecdote/analogy, question, thesis statement

S
L
M

S
L
M


Concept 3:
Support

Concept 4:
Conclusions & Counterpoints

Vocabulary

Vocabulary

Transition




Notes

Common GP Question Threads

Most popular:

- Section 1:
 - Financial concerns (economy)
 - Population control
 - Immigration
 - Women's Rights**
 - Environmental Issues**
- Section 2:
 - Water shortages**
 - Fast food / obesity
 - Technology and social networking**
- Section 3:
 - Music / file sharing**
 - Celebrity culture
 - Social networking**



COMMON THREADS


Thesis Statement (on essays)

Definition:

- Roadmap for paper
- Makes a claim for discussion
- Usually 1-2 sentences
- Comes after your introduction sentences

Checklist for a STRONG thesis:

- Answer the question being asked
- Take a position (be specific!)
- Passes the “so what?” test (makes reader care about your subject)



Weak vs. Strong Thesis Statements

Section 3, Prompt 15 (Impact of Television)

- “Television is fun.” → WEAK
- “Television teaches me about the world” → WEAK
- “Over the past fifty years, television has impacted the way in which we see the world and the ways we interact with each other.” → STRONG

Weak vs. Strong Thesis Statements

Section 2, Prompt 7 (Cyber Crime)

- “The internet is a dangerous place.” → WEAK
- “The internet has allowed a whole new type of criminal to emerge. This criminal is capable of not only stealing your money, but also stealing the identity that makes you unique.” → STRONG

Preview: General Paper Exam

A S S I G N M E N T

Directions:

- Turn to Unit 9, pg. 2 in HAMPTON Binder
- Complete homework:
 - Choose 1 essay topic from the practice General Paper exam (in HAMPTON Binder)...can be the same section
 - Write an introduction paragraph + thesis statement only
 - Choose a type of introduction paragraph to practice
 - In notebook

