

# Wednesday

## October 5, 2011 (10.5.11)

### 1. Materials



Composition Book  
+ Pen or Pencil



HAMPTON Binder



Planner



2 sheets of paper

### 2. Agenda

<u>Minutes</u>	<u>Activity</u>
5-7	Warm Up [Hampton checking LL #4]
2	Homework
2	Fiction SLM: Concept 3
5	Notes: Point of View (POV)
20-25	Watch: scenes from <i>Vantage Point</i>
Remaining	Assignment: Alternate POV from <i>HTFM</i>

### 3. Special Announcements

- Please make sure to have **LL #4** easily accessible, since Hampton will be coming around to grade it during the warm up today.

# Warm Up

October 5, 2011 (10.5.11)

Volume-O-Meter: 0 (No Talking)

Time: 5 Minutes

---

## **HAMPTON WILL BE CHECKING LL #4**

**Word Part of the Day:** *port* — to carry

1. Try to write down as many words as you can that contain the root word “port.” Try to combine “port” with other word parts we have studied.
  
2. Choose 1:
  - a) Partner A: You are the mother/father of a rebellious teenager who wants to stay out late at night with their girlfriend/boyfriend. Explain to your son/daughter why they should listen to you.
  - b) Partner B: You are the rebellious teenager who wants to stay out late at night with your girlfriend/boyfriend. Explain to your mother/father why they should listen to you.

# Transition



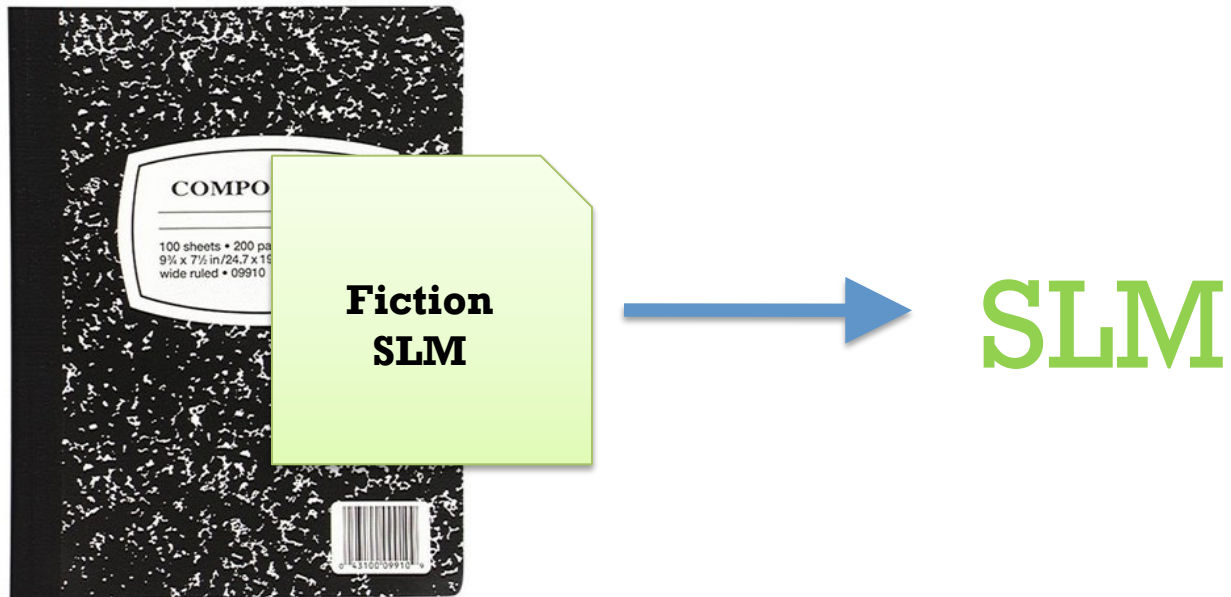
Student  
Planner

# Homework

ASSIGNMENT

<b>Date Given</b>	<b>Assignment</b>	<b>Rubric</b>	<b>Due Date</b>
Wednesday 10.5	<ul style="list-style-type: none"><li>• Sheet of paper</li><li>• Write a 1-page journal entry from the point of view of any other character from <i>How to Fight Monsters</i><ul style="list-style-type: none"><li>• “Roger the Giant”</li><li>• Penelope</li><li>• Etc.</li></ul></li></ul>	BASIC	Thursday 10.6

# Transition



Unit Essential Question:  
**What makes a great story?**

Key Text(s):  
**Short stories, movie clips**

Concept 1:  
**The Reader**

- 1. What do “good” readers do?**
- 2. Why should I set a purpose *before* I read?**

Concept 2:  
**Plot**

- 4. How does the structure of a story work?**

Vocabulary

Vocabulary  
**Plot (Freytag’s Triangle),  
exposition, conflict, climax,  
resolution**

Concept 3:**Characters and Point of View**

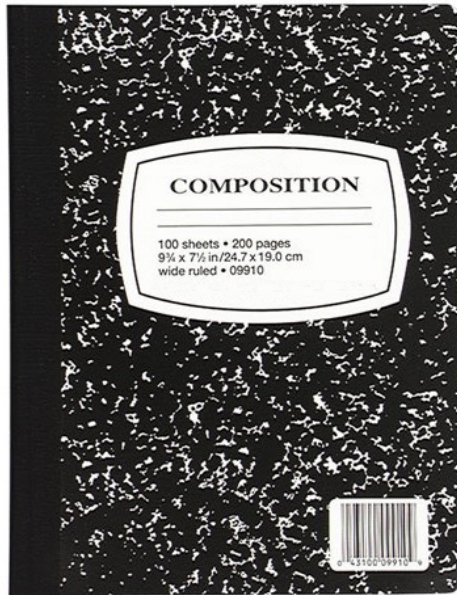
5. **How can making inferences help me understand a character?**
6. **How can a “body biography” help me understand a character?**
7. **What is point of view and how does it affect a story?**

Vocabulary

**Direct, indirect characterization, inferencing, point of view**

Concept 4:**Setting**Vocabulary

# Transition

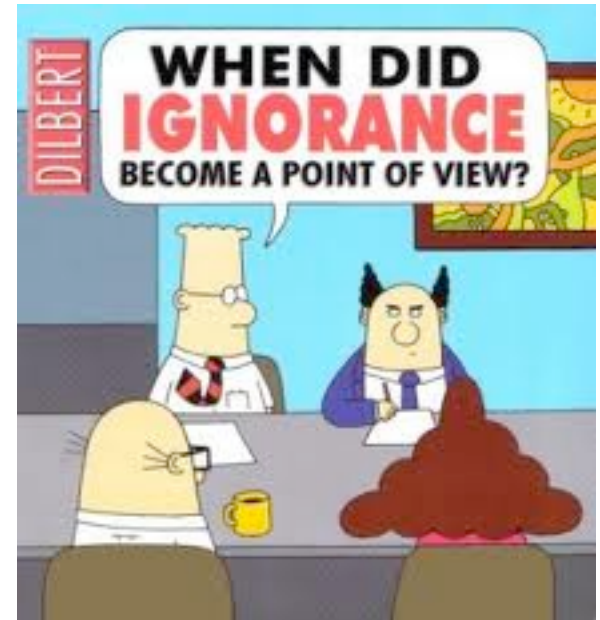


Notes




# Point of View

- Can be broken down into:
  - First person = uses “I”
  - Second person = uses “You”
  - Third person = uses “He/She”



# Point of View & Empathy

- More important is looking at “who is telling the story?”
- Certain point of views show information, while neglecting others
- Point of view is about “empathy” = the ability put yourself into other’s circumstances and understand their emotions



“Understanding what the other person is going through and being there.”

# Make: Graphic Organizer

## Directions:

- Fold paper into three (3) columns
- Label columns:

<u>Scene #1</u>		<u>Scene #2</u>
	<b>Description</b>	
	<b>Similarities</b>	
	<b>Differences</b>	

# Watch: *Vantage Point* (2008)

- 1 event: President is shot
- 8 points of view

## Directions:

- Watch clip
- Note on how 1 event is seen through 2 different POV's.
- Fill in graphic organizer at end of clip

ASSIGNMENT



# Work on Homework

## ASSIGNMENT

### Directions (Volume-O: 1):

- ❑ Write a 1-page journal entry from the point of view of someone else from *How to Fight Monsters*.
- ❑ Graded on:
  1. Voice: how like that character you sound
  2. Insight: go beyond summary and speculate into thoughts, feelings, etc.

