

Monday

September 26, 2011 (9.26.11)

1. Materials



Composition Book
+ Pen or Pencil



HAMPTON Binder



Student Planner

2. Agenda

Minutes

Activity

20	Warm Up + Return / Record New Grades
2	Homework
2	Fiction SLM: Concept 1
5-7	Activator: Black / White Basketball
3	Notes: Setting a Purpose
10	Read: <i>The House</i>

3. Special Announcements

- Today we'll be **returning / recording new grades**, so make sure to have out your **HAMPTON Binder**.

Warm Up

September 26, 2011 (9.26.11)

Volume-O-Meter: 0 (No Talking)

Time: 3 Minutes

Word Part of the Day: *scop* — target or view

1. Write down at least 3 words that have the root “scop” in it. Now, pick one of those words and write a context clue sentence that helps to give away its meaning.

Transition



Student
Planner

Homework

A
S
S
I
G
N
M
E
N
T

Date Given	Assignment	Rubric	Due Date
Monday 9.26	<ul style="list-style-type: none">• Read <i>The Leap</i> (purple textbook) on pgs. 47-54.<ul style="list-style-type: none">• No textbook? See textbook room during lunch period and report back to HAMPTON.• LL Entry #3 (in comp notebook): Describe plot (exposition, conflict, etc.) of story	BASIC	Tuesday 9.27
Monday 9.26	<ul style="list-style-type: none">• Prepare for Mini-Test on Plot; review notes because you cannot use them	N/A	Tuesday 9.27

Set Up Section 3: Returned Papers

A
S
S
I
G
N
M
E
N
T

Directions:

- Pass out form
- Explain how to insert grades
- Pass out grades
- Insert grades
- Place form and returned papers in Section 3

Grade Tracking Sheet

Name: _____

AICE Language / Quarter ____

Directions:


1. Fill in the date your assignment was recorded along with its name and the grade you received.***
2. Convert your letter grade into a numerical GPA-scale: *A = 10, B = 8, C = 7, F = 5, I = 0.*
3. Add together your GPA scores for each assignment and keep it in the "running total" category.
4. To estimate your grade, divide the running total by the total number of assignments thus far. The number you receive is in GPA-scale form. Convert this number into a letter grade to receive your score: *A = 9-10, B = 8-8.9, C = 7-7.9, D = 6-6.9, F = 0-5.9.*

Example:

#	Date	Assignment Name	Letter	GPA	Running Total	Grade Estimate
1	8.31	<i>Grapes of Wrath</i> Essay	A	10		
2	9.1	<i>Grapes of Wrath</i> Quiz	I	0		
3	9.1	<i>Grapes of Wrath</i> Test	B	8	18.0	18/3 = 6 (60%) D

#	Date	Assignment Name	Letter	GPA	Running Total	Grade Estimate
1						
2						

Transition



**Fiction
SLM**



SLM

Unit Essential Question:
What makes a great story?

Key Text(s):
Short stories, movie clips

Concept 1:
The Reader

- 1. What do “good” readers do?**
- 2. Why should I set a purpose before I read?**

Concept 2:
Plot

- 4. How does the structure of a story work?**

Vocabulary

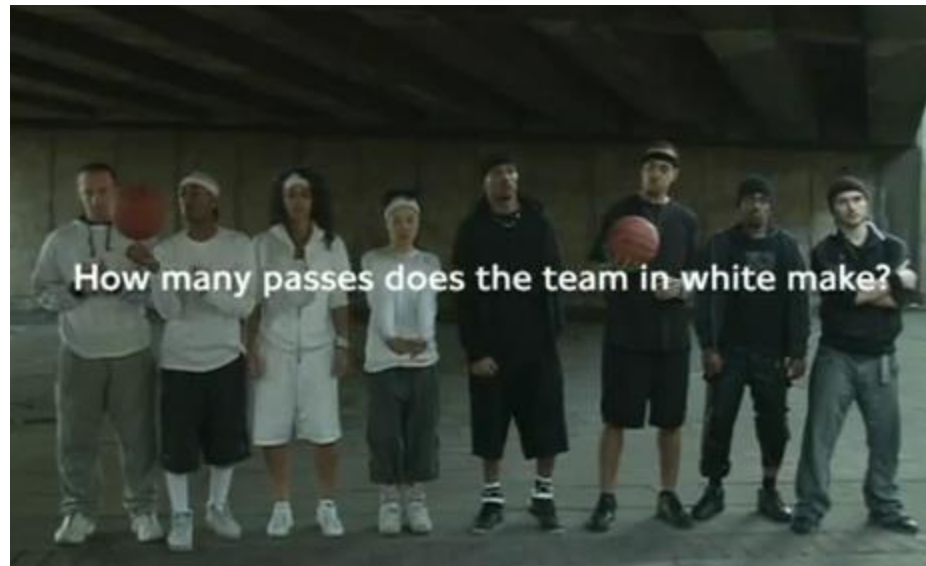
Vocabulary
**Plot (Freytag’s Triangle),
exposition, conflict, climax,
resolution**

Activator: Black / White Basketball


A
S
S
I
G
N
M
E
N
T

Directions:

- Volume-O: 0 (No Talking)
- Count the number of times the players in white pass the basketball.



Transition



Notes

Setting a Purpose

- Done *before* reading
- Ask yourself:
 - Why am I reading this?
 - What am I looking for?
- Helps to identify what's important and what is not

Read: *The House*

A S S I G N M E N T

Directions:

- Read aloud
- Teams: What is the most important part of the story?
- Re-read with purpose

