

Wednesday

August 31, 2011 (8.31.11)

1. Materials



Composition Book
+ Pen or Pencil



HAMPTON Binder



Planner

2. Agenda

<u>Minutes</u>	<u>Activity</u>
2	Finalized Rewards List
5-7	Warm Up
1	Homework
1	<i>Unit 0</i> SLM
5	Notes: Gambits / Team Tubs
7	Team Builder: Question Cubes <ul style="list-style-type: none">▪ <i>Round Robin</i> Gambits
10	Organize & Explain Hampton Binder <ul style="list-style-type: none">▪ AL Workbook Packet (AL)▪ Grading Procedures, etc. (AGP/AL)
5	Notes: Becoming a Better Reader (AGP)
5	Notes: Lit Log Prompt

3. Special Announcements

- **3rd period** has a **Fire Drill** today right **before announcements.**

Finalized Rewards List

Cost	Activity	Special Notes
3	<ul style="list-style-type: none"> ▪ 3 minutes free at end of class 	
15 15	<ul style="list-style-type: none"> ▪ Have out cell phone/iPod in class for day ▪ Do ½ of assignment 	<ul style="list-style-type: none"> ▪ Cannot be during admin observation
30 30 30	<ul style="list-style-type: none"> ▪ Play board games for ½ of period ▪ Go outside for class day ▪ No homework for week. 	<ul style="list-style-type: none"> ▪ Cannot be during admin observation
60 60	<ul style="list-style-type: none"> ▪ Play board games for ½ of period ▪ Go outside for class day ▪ No homework for week. 	
120	<ul style="list-style-type: none"> ▪ Popcorn and movie for two days ▪ Highest 1st quarter points = Snack While You Work Challenge Winner 	<ul style="list-style-type: none"> ▪ Mr. Hampton gives choices of movies; cannot be rated R

Warm Up

August 31, 2011 (8.31.11)

Volume-O-Meter: 0 (No Talking)

Time: 5 Minutes

1. Use your notes and/or memory from yesterday and answer the following:
 - a) What is “class / yes”?
 - b) What is “eyes on me / the board”?
 - c) What is the 1-second party?
 - d) Explain the move command called *Operation Clean Sweep*

Transition



Student
Planner

Homework (Language)

A
S
S
I
G
N
M
E
N
T


Date Given	Assignment	Due Date
Monday 8.22	<ul style="list-style-type: none">• Summer reading in-class essay	Wednesday 9.7
Wednesday 8.31	<ul style="list-style-type: none">• Complete Lit Log Assignment #1<ul style="list-style-type: none">• In notebook• At least $\frac{1}{2}$ page• Prompt is at end of presentation	Thursday 9.1

Due Dates (AICE General Paper)

A
S
S
I
G
N
M
E
N
T

Date Given	Assignment	Due Date
Monday 8.22	<ul style="list-style-type: none">• Summer reading journal entries due	Tuesday 9.6
Wednesday 8.31	<ul style="list-style-type: none">• Complete Lit Log Assignment #1<ul style="list-style-type: none">• In notebook• At least $\frac{1}{2}$ page• Prompt is at end of presentation	Thursday 9.1

Transition



**“Unit 0”
SLM**



SLM

Unit Essential Question:
What do I need to know to pass Hampton's class?

Key Text(s):
N/A

Concept 1:
The Basics

- 1. What materials do I need?**
- 2. How am I graded?**
- 3. What are common procedures?**
- 4. How do SLM's work?**

Concept 2:
Mr. Hampton

- 5. Who is Mr. Hampton and how did he get to NMHS?**

Vocabulary
Student learning map

Vocabulary

**S
L
M**

Unit Essential Question:
What do I need to know to pass Hampton's class?

Key Text(s):
N/A

Concept 3:
Cooperative Learning

6. Why do we do cooperative learning?

Concept 4:
The Hampton System


7. What is the Hampton System?

Vocabulary

Vocabulary
C3B4ME, The Volume-O-Meter, the Scoreboard, "Class / Yes," "Eyes on Me / The Board," "Move," Snaps, Gambits, Team Tubs

**S
L
M**

Transition



Notes

<p>2-Column Notes</p>	<ul style="list-style-type: none">▪ Easier way to organize notes<ul style="list-style-type: none">▪ Left side = Titles / Headings▪ Right side = Notes▪ Helps quizzes go faster▪ Required this week; optional for rest of year
---------------------------	--

Team Tubs

- Supplies for the group:
 - Extra pencils
 - Glue sticks
 - Answer Boards
 - Etc.

- Supplies are not free, so use wisely!




Gambits

- Are ways of saying “thank you” to your group members who share:
 - “Thanks”
 - “That’s a really good answer”
 - Etc.
- Some groups even create their own celebration handshakes.



Transition



Round Robin

Directions

- Everyone writes answers down in notebook.
- Start with Partner A closest to Mr. Hampton
 1. Say aloud a **type of gambit**
 2. Next person continues by saying aloud a type of gambit
 3. Continue until time is called.

Team Builder: Question Cubes

Directions:

1. Take question cube and roll on desk
 - Answer question (1 teammate)
 - Take notes on answers given (other 3 or 4 teammates)
 - Thank them for sharing!
2. Give cube to next person and continue.




Organize HAMPTON Binder

A S S I G N M E N T

- Pass out Language Workbook Packet (AL only)
- Review Section 0:
 - Rubrics (AGP / AL)
 - “Leading a Discussion” (AL)
 - Socratic Circle Reflection (AL)
 - MLA Documentation (AL)

Transition



Notes

<p>2-Column Notes</p>	<ul style="list-style-type: none">▪ Easier way to organize notes<ul style="list-style-type: none">▪ Left side = Titles / Headings▪ Right side = Notes▪ Helps quizzes go faster▪ Required this week; optional for rest of year
---------------------------	--

Lit Log Assignments

What is it?

- Written responses to reading in or out of class
- Always written in notebook
- 1/2 page minimum
- Tag with sticky note

How is it graded?

- HAMPTON can collect or come by at any time *or*
- Swap notebooks with other teammates

LL #1 (Language only)

- ❑ Summarize / write down the following prompt:
 - ❑ *When you are reading a new text, what seems to interest you while you read? Are you concerned with who the author is, the characters and their actions, how relatable the book is to your life, or something else? Is your sole concern of a new text how enjoyable it is, or do you read solely out of boredom? Make sure to explain your answer with details and examples from your own life.*
- ❑ Make sure to label it "LL Entry 1" with a sticky note.

6 Tips for Better Reading...

T A K E N O T E S

1. Read at home (not the internet!)
2. Set a purpose (“why am I reading this?”)
3. Use background knowledge (“what do I know about this?”)
4. Ask questions (“why is this happening, is it confusing, etc.?”)
5. Make inferences (don’t just decode—think about what you read)
6. Synthesize (what new information did you learn?)

LL #1 (General Paper only)

A
S
S
I
G
N
M
E
N
T

- ❑ Summarize / write down the following prompt:
 - ❑ *Would you describe yourself as a “good” reader? Out of the 6 tips, which do you use the least and the most often?*
 - ❑ *Talk about your history as a reader and how much you enjoyed or did not enjoy it from then until now. Try to use specific books and details that you can recall from your life.*
- ❑ Make sure to label it "LL Entry 1" with a sticky note.