

Monday

May 3, 2010

Materials Needed: Paper // Pencil // *Your Novel*

Time Needed:

Activity:

8 minutes

Word of the Day & Warm Up

2 minutes

Homework: Get Book...or Else! // Read "Opening"

30 seconds

Bank Status

1 minute

Reminder: Your Final Novel Groups

10 minutes

Notes: Bildugsroman, Roman a Clef, and "Growing Up"

3 minutes

Project Preview for Novel Groups

3 minutes

"Bonus Points"

15 minutes

Notebook Organization & Reflection

50 minutes



"The day the child realizes that all adults are imperfect, he becomes an adolescent; the day he forgives them, he becomes an adult."

Alden Nowlan

Timer

Word of the Day & Warm Up

Date: 5/3/2010 |||| 5 minutes

Volume-O-Level: 1 (Whisper)

- WOD:

wily: the quality of being deceptive or untruthful

- Warm Up:

1. Draw a picture of the **Word of the Day**. Make sure to include a caption below your image.
2. Tell me what adolescence is like. Make a two-column chart that explains the positives and negatives about the transition between “childhood” (before 12 yrs old) and “adulthood” (18+ yrs old). Spectacular answers *might* earn you a point.

The Bank

N
O
T
E
S

- 6th period: 59

Points Needed	Reward
3 points	3 minutes free @ end of class
10 points	Work with iPod/music player during period
25 points	Spend last half of period playing board games
30 points	Work with cell phone out during period
50 points	1-letter grade increase for everyone on test/project
75 points	Popcorn and a movie on block day (1/quarter)

Homework

H O M E W O R K

Write in planner, agenda, or make sticky note reminder:

1. Get your book if you haven't don't so already...
2. Read the "opening" of your book...
 - *Separate Peace*: pgs. 9-14 (before childhood flashback)
 - *Bless Me, Ultima*: pgs. 1-13 (Chapter 1)
 - *Catcher in the Rye*: pgs. 3-9 (Chapter 1)
 - *Bell Jar*: pgs. 1-13 (Chapter 1)
 - *Joy Luck Club*: pgs. 17-26 (stop when it mentioned the babies)

Your Groups...

N
O

N
O
T
E
S

Choice #1

N
O

N
O
T
E
S

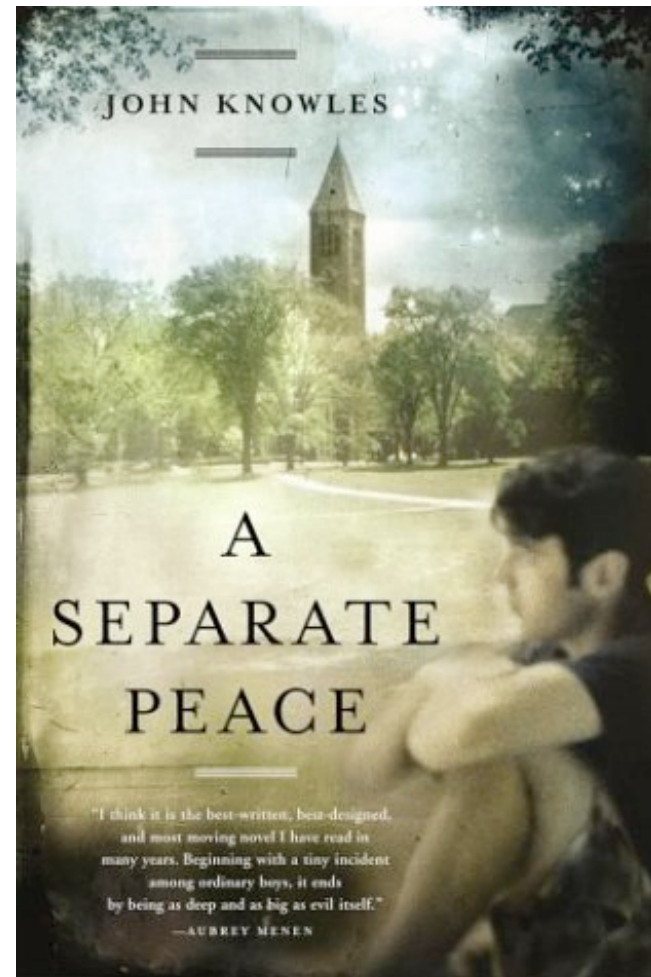
A Separate Peace

- Rachael
- Jackie
- Hakeem
- Caitlin

B&N: 7 copies reserved

NMHS Library: 110

Marion Library: 2



Choice #2

NOTES


Bless Me, Ultima

- Carmen
- Sarah
- Jeremy
- Abi
- Leah

B&N: 4 copies reserved

NMHS Library: 0

Marion Library: 2



Choice #3

NOTES

Catcher in the Rye

Group 1

- Patrick
- Melissa
- Evan
- Jaren

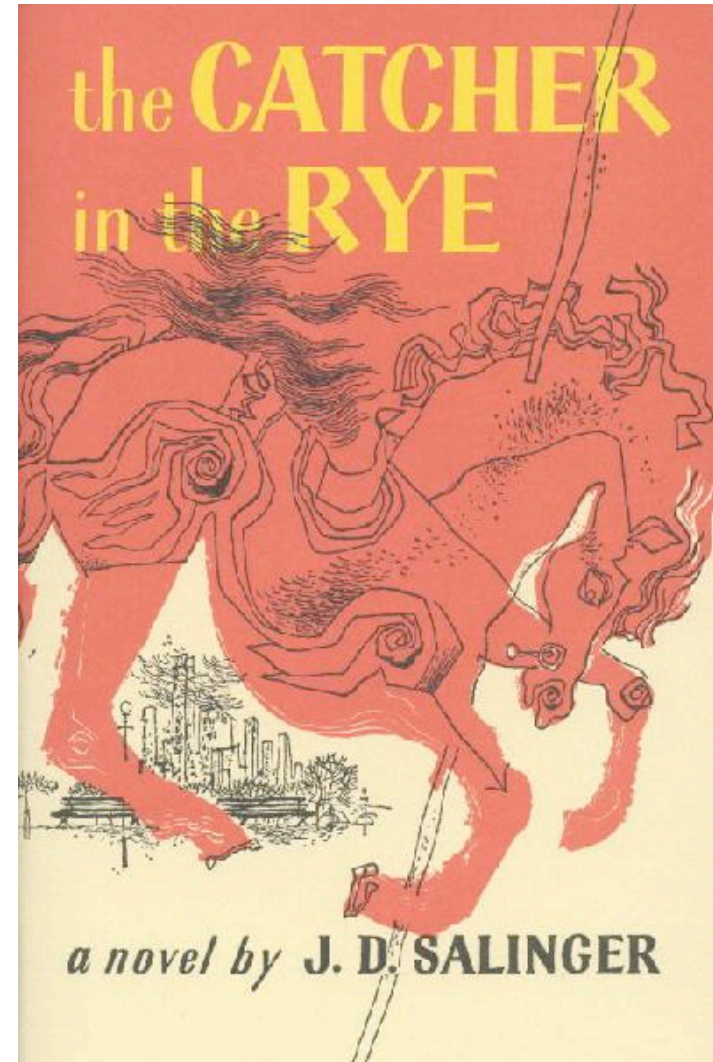
Group 2

- Ryan
- Christina
- Tre

B&N: 7 copies reserved

NMHS Library: 1

Marion Library: 1



Choice #4

NOTES

The Bell Jar

Group 1:

- Taylour
- Kasey
- Courtney
- Lauren

Group 2:

- Ashley
- Maria
- Kiki

B&N: 7 copies reserved

NMHS Library: 1

Marion Library: 1



Choice #5

N
O

N
O
T
E
S


The Joy Luck Club

- Aronti
- Austin
- Kayce
- Nicole

B&N: 7 copies reserved

NMHS Library: 2

Marion Library: 1



Novel Commonalities

NO TE S

- There are a few elements that link all of our books together

Novel Commonalities

T A K E N O T E S

Bildungsroman = a “coming of age” novel

- Plot involves the protagonist transitioning from childhood to adulthood in the novel
- Process of growing usually has several “conflicts”
- First novel in this genre: *Philosophus Autodidactus*, “*The Self Taught Philosopher*.”

Novel Commonalities

T A K E N O T E S

***Roman a Clef* = a novel that describes real life events as fictional**

- Means “novel with a key” literally.
- Key could perhaps mean substituting names, dates of fictional characters/situations for real life substitutes.
- Reason for writing in this genre?
 - Controversial events (death, disaster, suicide)
 - Chance to turn the actual events to favorite outcomes
 - Avoid incriminating others

Novel Commonalities

T A K E N O T E S

“Growing Up”

- Despite whatever genre, all of our novels are about “growing up”
- This will link us back to each other when we need to bring two or more novels together in our groups.
- This will be your main FOCUS when reading your novels:
 - What is your author/narrator saying about *growing up*?

Homework

H O M E W O R K

Write in planner, agenda, or make sticky note reminder:

1. Get your book if you haven't don't so already...
2. Read the "opening" of your book...
 - *Separate Peace*: pgs. 9-14 (before childhood flashback)
 - *Bless Me, Ultima*: pgs. 1-13 (Chapter 1)
 - *Catcher in the Rye*: pgs. 3-9 (Chapter 1)
 - *Bell Jar*: pgs. 1-13 (Chapter 1)
 - *Joy Luck Club*: pgs. 17-26 (stop when it mentioned the babies)
3. Make sure you are able to answer this question: **"What is my narrator/author trying to say about "growing up"?"**

Preview for Projects

N
O

N
O
T
E
S

- Your group will be responsible for several projects over the next 5 weeks:

Preview for Projects

NOTES

- Your group will be responsible for several projects over the next 5 weeks:
 - Literature Circles (main “vehicle” of making meaning)

Preview for Projects

NOTES

- Your group will be responsible for several projects over the next 5 weeks:
 - Literature Circles (main “vehicle” of making meaning)
 - Laptop Projects –Podcasting

Preview for Projects

NOTES

- Your group will be responsible for several projects over the next 5 weeks:
 - Literature Circles (main “vehicle” of making meaning)
 - Laptop Projects –Podcasting
 - Character Journals
 - Prose to Poetry/Play conversions
 - Character Wheels
 - Powerpoint Presentations to Class
 - Poster Projects
 - Body Biography

Preview for Projects

NOTES

- Your group will be responsible for several projects over the next 5 weeks:
 - Literature Circles (main “vehicle” of making meaning)
 - Laptop Projects –Podcasting
 - Character Journals
 - Prose to Poetry/Play conversions
 - Character Wheels
 - Powerpoint Presentations to Class
 - Poster Projects
 - Body Biography
 - 5-7 page MLA Paper

Final Exam

NOTES

- **Final Exam: Socratic Circle**
 - This is not a Socratic Seminar, like *Grapes of Wrath*
 - Similar to Literature Circle, but Hampton is not the only one assigning you a grade.
 - In a nutshell:
 - Your group is in a literature circle in the center of the room discussing your given topic.
 - Everyone else, including Hampton, surrounds this group and observes your conversation and gives you a grade.
 - Lasts 20 minutes each group.
 - We will practice before the exam!

Bonus Points

NOTES

- While Hampton observes you in your literature circle groups, or working on a project, he can assign “bonus points” to your group.
- These points can be cashed in just like the “bank” system already in place, but they are specific to your group only and they have different rewards.

Bonus Points

NOTES

- While Hampton observes you in your literature circle groups, or working on a project, he can assign “bonus points” to your group.
- These points can be cashed in just like the “bank” system already in place, but they are specific to your group only and they have different rewards.

Points Needed	Reward
10 points	Letter Grade Increase on Group Project
20 points	100% on Group Project
30 points	No MLA Paper Required by Group

Notebook Organization

ASSIGNMENT

Directions

- ☐ Last week, you were supposed to organize your notebook and save 3-5 assignments that you considered your best work.
- ☐ If you have not done this yet, today is a great day!
- ☐ Today, I'd like you to choose **one** of these assignments that you consider your best work out of all the others.
- ☐ With this one assignment, think about why you consider this piece the best that you've completed.
- ☐ Now, on a separate sheet of paper, write a ½ page explanation about why you think this assignment is the best you've done in this class.
- ☐ Staple this ½ page explanation with your best assignment and turn in.