

# Wednesday March 31, 2010

**Materials Needed:** Paper // Pencil // *Shoeless Joe*

**Time Needed:**

**Activity:**

5 minutes

30 seconds

10 minutes

70 minutes

30 seconds

-----

**86 minutes**

Word of the Day & Warm Up

Current Bank Status

Pass Out Papers

**Graphic Novel** Project

Homework: Finish Graphic Novel Project



**“This book is not so much about baseball as it is about dreams, magic, life, and what is quintessentially American.”**

**--Book Review for *Shoeless Joe Jackson Comes to Iowa***

# Word of the Day & Warm Up

Timer

Date: 3/31/2010 ||||| 5 minutes

Volume-O-Level: 0 (No Talking)

- WOD:

*adhere*: to follow through a plan without hesitation

- Warm Up:

1. Draw a picture of the **Word of the Day**. Make sure to include a caption below your image.
2. Fill me in on what has been happening in *Shoeless Joe* since last week.
3. How has doing your work been since I've been gone?

# The Bank

N  
O  
T  
E  
S

- 1<sup>st</sup> period: 19
- 2<sup>nd</sup> period: 19
- 3<sup>rd</sup> period: 19
- 4<sup>th</sup> period: 22
- 5<sup>th</sup> period: 23
- 6<sup>th</sup> period: 25

Points Needed	Reward
3 points	3 minutes free @ end of class
10 points	Work with iPod/music player during period
25 points	Spend last half of period playing board games
30 points	Work with cell phone out during period
50 points	1-letter grade increase for everyone on test/project
100 points	Popcorn and a movie on block day (1/quarter)

# Pass Out Papers

N  
O  
T  
E  
S

- Graded papers
- Graded posters, projects, etc.
- Brochures
- 11<sup>th</sup> grade guidance survey

# Graphic Novel Project


N  
O  
T  
E  
S

## Description:

- Students, working in their literature circle groups, will create a comic (or manga) version of **two scenes** from the story.
- Artistic skill is not required.
- Graded based on how accurate your drawing is compared to the actual scene.


# Graphic Novel Project Examples

N  
O  
N  
F  
I  
C  
T  
I  
O  
N  
S



# Graphic Novel Project Examples

N  
O  
T  
E  
S



← From *Romeo and Juliet*

# Graphic Novel Project Examples

N  
O  
T  
E  
S



← From *Julius Caesar*



# Graphic Novel Project

N  
O  
T  
E  
S

## Directions:

- Get into **Literature Circle** groups

# Graphic Novel Project

N  
O  
T  
E  
S

## Directions:

- ✓ Get into **Literature Circle** groups
- ❑ Split your group into two separate teams

Examples:

4 people in a group? Make two teams of 2 members each.

3 people in a group? Make two teams; 2 on one team and 1 on another.

2 people in a group? Make two teams of 1 member each.

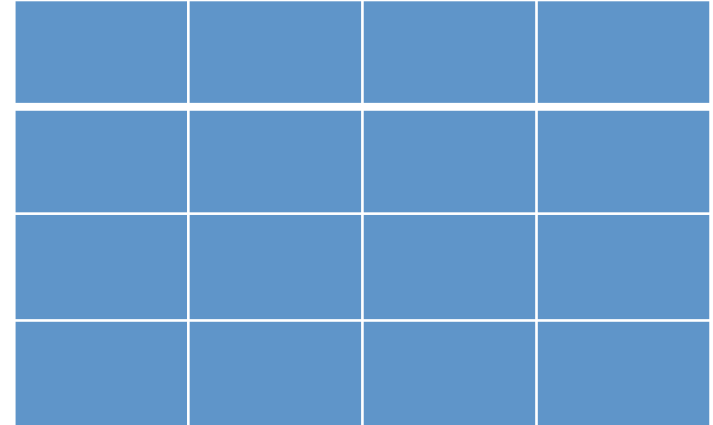
Just you? Wait for further instructions!

# Graphic Novel Project

N  
O  
T  
E  
S

## Directions:

- Pass out art paper, art supplies, .
- Divide paper into “strips.”



# Graphic Novel Project

N  
O  
T  
E  
S

## Directions:

- Create a comic book version of a scene:
  - Team 1 works with pgs. 1-59
  - Team 2 works with pgs. 60-119
- Your scene should have between 20-30 individual “strips” to make up your comic book of your selected scene.
- You have 70 minutes.
- See Hampton with questions after the first 5 minutes.

# Homework

Write in planner, agenda, or make sticky note reminder:

1. Finish **Graphic Novel** project.

H  
O  
M  
E  
W  
O  
R  
K