

Friday, January 15, 2010

Materials Needed:

- Pen or Pencil
- 3-Ring Binder
- Paper (3 sheets)
- Narrative*

Announcements and Other Important Dates:

- **1/15: All make up work due to Hampton by end of day.**
- 1/18: No school
- 1/20: End of Quarter 2
- 1/22 + 1/25: No school

Agenda:

1. Big Questions for Today
2. Homework: *Letters*, pgs. 22-41
3. Word of the Day & Warm Up
4. Quiz: Open Book/Note → *Letters*
5. Read *Narrative*, Ch. 9
 1. Groups of 2: “Character Wheel” on Master Auld
6. Read *Narrative*, Ch. 10 (Part I)
 1. “An Open Mind”
7. During “Open Mind” → Your Grade at Hampton’s Desk

Big Questions for Today

Who is Frederick Douglass and what were his major experiences as a slave?

What kind of common elements are there between the lives of slaves?

How can a “open mind” diagram help me analyze a character’s emotions?



BOB

How can a Character Wheel help me analyze a character’s quotes?

Homework

Write in planner, agenda, or make sticky note reminder:

1. Read *Letters*, pgs. 22-41
 1. **Focus on: journey from girl to woman [loss of virginity], Dr. Norcom, improvement in writing**
2. Quiz on Monday on *Letters* → Open Book
3. Also, Bring *Narrative of Frederick Douglass* Monday!

H
O
M
E
W
O
R
K

Word of the Day & Warm Up

Timer

- Date: 1/15/2010 ||||| 5 minutes

- WOD:

liaison:

- Warm Up:

a) Use the following sentence to define the **Word of the Day:**
“When Bob worked for Microsoft, he was considered a *liaison* because he helped large groups communicate with each other.”
Remember to use your context clues notes for help.

- b) Spend the remainder of this time studying for your Letters quiz. Remember, it is open book or open note if you wrote down notes. Focus on **slaves as property, jobs of a slave, and vocabulary of Harriet.**

Quiz

Title your Quiz:

“A-laying up in that big old four-poster bed.”

- Remember, quiz is open book/note.
- You will have 7 minutes to answer all the questions.
- Additionally, answers are in order...#1 from the first few pages, #5 from the last few pages.

Q
U
I
Z

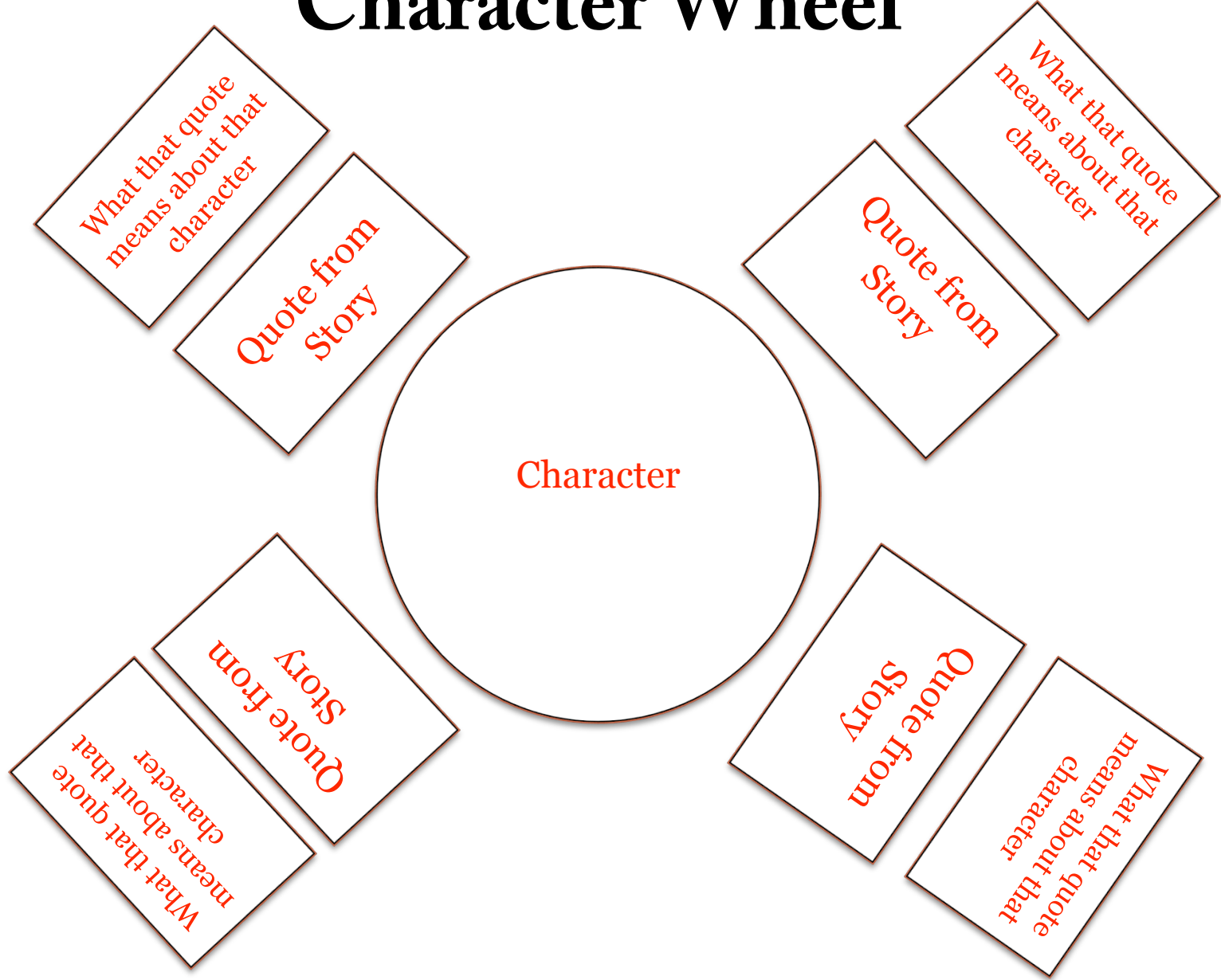
Let's Read

N
O
T
E
S

- ❑ Turn to pg. 66 → *Narrative*, Chapter 9
 - ❑ **Focus on: character of Master Auld**

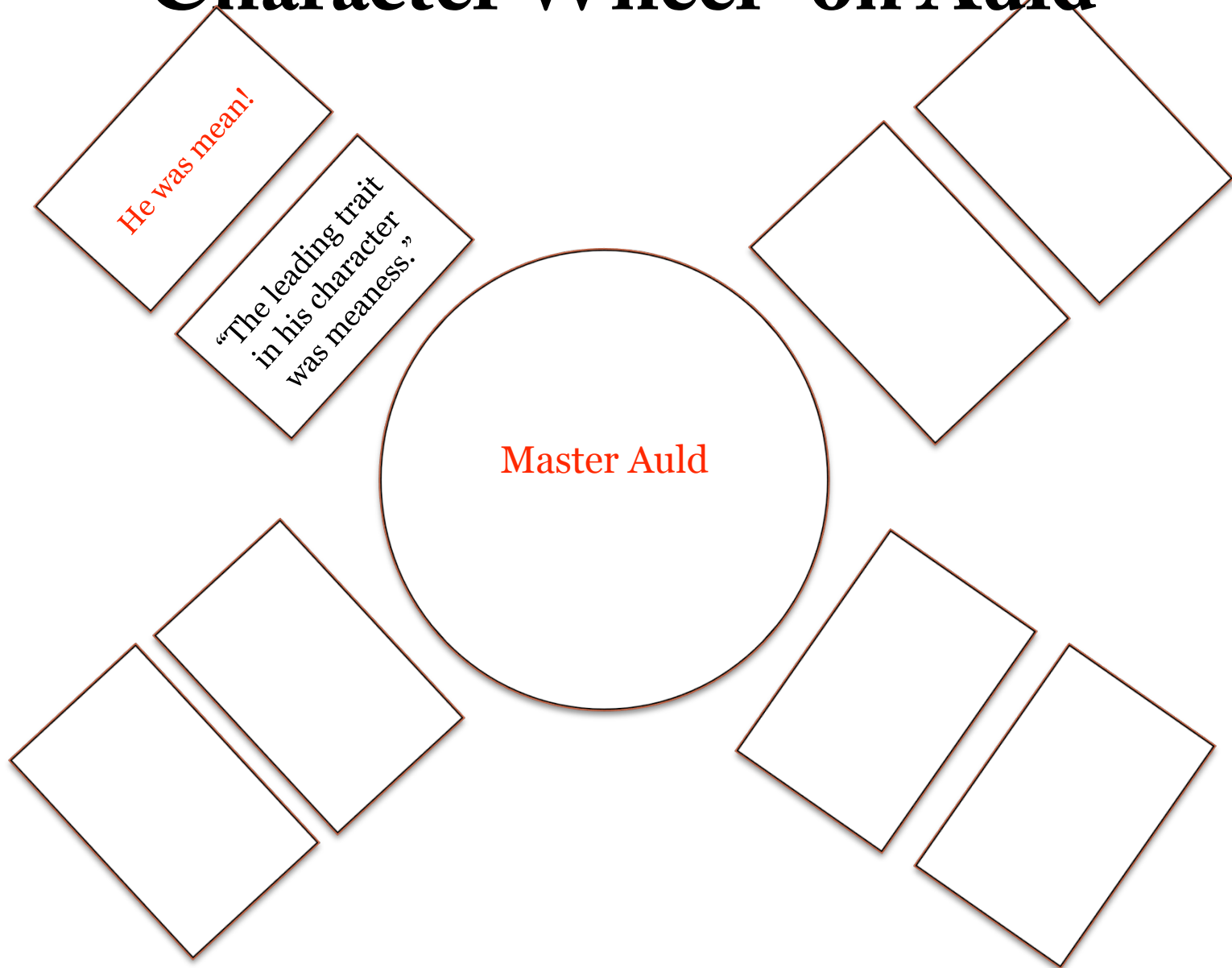
“Character Wheel”

S E H O N
O N
S E H O N



“Character Wheel” on Auld

NOTES



Let's Read

N
O
T
E
S

- ✓ Turn to pg. 66 → *Narrative*, Chapter 9
 - ❑ **Focus on: character of Master Auld**
- ❑ Work with a partner or by yourself
- ❑ Take 15 minutes and fill out a Character Wheel on Master Auld in Chapter 9
- ❑ After 15 minutes, we'll review as a class and continue reading.


Let's Read

N
O
T
E
S

- ❑ Turn to pg. 75 → *Narrative*, Chapter 10
 - ❑ **Focus on: character of Covey, the “nigger-breaker,” punishments of Douglass, the fight (Douglass vs. Covey)**

An “Open Mind”

N
O
N
H
E
S



An “Open Mind”

N
O
T
E
S

- Sketch what you think is happening in the characters mind during this Chapter

- Can include scenes, feelings, symbols, quotes...anything you'd like.

- I'll be looking for 5 different “things” in the “open mind”

- Write on different sheet of paper and turn into box when done.

